




FLYPOWER

Heat Shrinkable Products





COMPANY PROFILE

FLYPOWER NEW MATERIALS LIMITED is a professional manufacturer of heat shrinkable tubing and cable accessories for electricity and electronic industries.

Our management levels, including our CEO, R&D general engineer and most of medium management staff had been working in the heat shrinkable materials' design, development, production and service over 20 years. So we have a strong confidence to provide our customers the high quality products with the competitive prices.

Our products are essentially used in insulation, connection, protection, sealing for wiring harness and cable assembly, which comply with EU, RoHs environmental standards and widely applied in the fields of energy, electronic, automotive, shipping building, military, industrial equipment, communication, marine, aerospace, home appliance and so on. The full tubing and accessory range provides the customer one-step service for wire and cable management.

We invest huge fund each year in new product research and development, and built FLYPOWER Research and Development Center based on radiation modified polymer materials. A strong R&D team enriches FLYPOWER the leading role in the heat shrinkable materials technology field. We take humanistic management as our concept, respect people as the most important factor in our development. We pay sincere attention to safety & environmental protection and undertake the responsibility to the society.

We warmly welcome distributors/wholesalers throughout the globe. Provided you have any further inquiries or question, please feel free to contact us, we will be happy to work with you in the coming future.



Product Catalog

Thin Wall Tubing

	Page
BH-2(Z) 125°C, 2:1 shrink ratio, flexible, flame retardant	1
BH-2(CB) 125°C, 2:1 shrink ratio, ultra thin wall, flexible, flame retardant	2
BH-2F(Y/G) 135°C, 3:1 shrink ratio, yellow-green stripped, MIL spec, high flexible, flame retardant	3
BH-BG 110°C, flexible, thin wall for flexible gas pipes	4
BH-NST 105°C, 2:1 shrink ratio, non slip heat shrink tubing	5

Dual Wall Tubing

BH-5(3X)/(4X) 3:1 & 4:1 shrink ratio, adhesive-lined, flexible, flame retardant	6
BH-5(3X)/(4X)-F 3:1 & 4:1 shrink ratio, adhesive-lined, MIL spec, flexible, flame retardant	7
BH-5(3X)-M 3:1 shrink ratio, heavy dual wall, adhesive-lined polyolefin tubing	8
BH-BK 4:1 shrink ratio, adhesive-lined, semi-rigid, flame retardant	9
BH-5(2000) Adhesive-lined tubing for automotive pipe protection	10

Medium & Heavy Wall Tubing

BH-R2 Medium wall tubing without adhesive	11
BH-RA2 Medium wall tubing with adhesive	12
BH-R3 Heavy wall tubing without adhesive	13
BH-RA3 Heavy wall tubing with adhesive	14
BH-FRA2 Medium wall tubing with adhesive, flame retardant	15
BH-FRA3 Heavy wall tubing with adhesive, flame retardant	16
BH-RA6X 6:1 very high shrink ratio, heavy wall tubing with adhesive	17
BH-STV Medium tubing with adhesive for CATV network	18
BH-RS Medium wall tubing with black mastic for corrosion protection	19

High Temperature Tubing

BH-150K 150°C, VW-1, clear & black, modified thin wall PVDF tubing	20
BH-175K 175°C, VW-1, clear & black, semi-rigid PVDF tubing	21
BH-200E 200°C, VW-1, very flexible, modified fluoroelastomer tubing	22
BH-TFE 260°C, chemically inert modified Teflon tubing	23
BH-DR 175°C, diesel-resistant, elastomer tubing	24

Energy Products

Medium Voltage Tubing

BH-BBT-1KV 1kV heat shrink bus bar tubing	25
BH-BBT-10KV 10kV heat shrink bus bar tubing	26
BH-BBT-36KV 36kV heat shrink bus bar tubing	27
BH-AT Anti tracking insulation tubing, up to 36kV	28
BH-GT High insulation tubing, up to 36kV	29
BH-SCT Semi-conductive heat shrink tubing, up to 36kV	30
BH-SC100 Stress control tubing, up to 24kV	31
BH-SC360 Stress control tubing, up to 36kV	32
BH-DWT Semi-conductive/insulation double layer tubing, up to 36kV	33
BH-EDT Semi-conductive/elastomeric insulation double layer tubing, up to 36kV	34

Moulded Parts

BH-SEC Cable end caps with spiral adhesive coating	35
BH-CEC Cable end caps with spiral adhesive and conductive mastic	36
BH-LB Low voltage breakout, 2 cores, 3 cores, 4 cores, 5 cores	37
BH-MB 3 cores medium voltage cable breakout	38



Power Cable Accessories

BH-HJK Heat shrink joint kit 1-36KV	39
BH-HTK Heat shrink termination kit 1-36KV	40
BH-RSW Cable Repair Sleeve	41
BH-CJK Cold shrink joint kit 1-36KV	42
BH-CTK Cold shrink termination kit 1-36KV	43

Other Products


BH-FSP Heat shrinkable fiber optic splice protector	44
BH-FOCT Fiber optic closure heat shrink tubing	45
BH-BCS Heat shrinkable crimp splice connector, waterproof	46
BH-STG General solder ring wire splice heat shrinkable tubing	47
BH-STC Solder ring shield terminator	48
BH-SRT Silicon rubber and fiberglass braided tubing	49

PRODUCT CROSS REFERENCE	50
-------------------------------	----



FLYPOWER
Heat Shrinkable Products

THIN WALL TUBING



BH-2(Z)

ENVIRONMENT FRIENDLY, FLEXIBLE FLAME RETARDANT HEAT SHRINKABLE TUBING SHRINK RATIO 2:1

Features/Applications

Specially designed formulation ensure the tubing to meet the standard of UL224 and CSA C 22.2. Free from environment harmful substance as PBB's, PBBO's, PBBE's and toxic heavy metal compounds in its components, make it meet the requirement of environment protection. In case of burning no Dioxin is produced. The properties of low shrinking temperature, flexibility and superior mechanical strength make them widely used in the field of electronics, communication, automobile etc.

- ◆ Minimum shrink temperature: 70°C
- ◆ Minimum fully recovery temperature: 100°C
- ◆ Approvals: 125°C VW-1 600V
- ◆ Meet: Sony-SS-00259, RoHS
- ◆ Standard color: Black, Red, Blue, Yellow, Green, White
Other color are available on request



Technical Data

Property	Test Method	Typical Data
Operating temperature	UL 224	-55 to +125°C
Tensile strength	ASTM D 2671	>14MPa
Ultimate elongation	ASTM D 2671	400%
Longitudinal shrinkage	UL224	± 5%
Eccentricity	ASTM D 2671	<30%
Heat aging Tensile strength Ultimate elongation	158°C/168hrs	12MPa >350%
Heat shock	250°C/4hrs	No cracking and dropping dropping
Flammability	VW-1	Pass
Dielectric strength	IEC243	>20KV/mm
Volume resistance	IEC93	>10 ¹⁴ Ω .cm
Copper stability	UL 224	Pass

Product Dimensions(mm/inch)

Normal size (mm)	As supplied (mm)		After recovered (mm)		Standard length (m/spool)
	Inside diameter (mm)	Wall thickness (mm)	Inside diameter (Max.)	Wall thickness (mm)	
3/64	1.6 ± 0.2	0.18	0.60	0.33	200
1/16	2.0 ± 0.2	0.18	0.80	0.36	200
3/32	3.1 ± 0.2	0.25	1.20	0.44	200
1/8	3.7 ± 0.2	0.25	1.60	0.44	200
3/16	5.2 ± 0.3	0.25	2.40	0.51	100
1/4	6.8 ± 0.3	0.25	3.20	0.56	100
5/16	8.8 ± 0.3	0.30	4.00	0.56	100
3/8	10.7 ± 0.3	0.30	4.80	0.56	100
1/2	13.7 ± 0.3	0.30	6.40	0.65	50
5/8	16.7 ± 0.3	0.35	8.00	0.69	50
3/4	20.5 ± 0.3	0.40	9.50	0.80	50
1	26.5 ± 0.3	0.45	12.70	0.90	50
1 1/4	33.5 ± 0.4	0.45	15.90	1.02	50
1 1/2	41.0 ± 0.4	0.50	19.10	1.02	50
2	52.0 ± 0.4	0.50	25.40	1.14	50
3	82.0 ± 0.4	0.55	38.10	1.27	30
4	104.0 ± 0.4	0.55	50.80	1.40	30
5	126.0 ± 0.4	0.55	63.50	1.50	15
6	152.0 ± 0.4	0.55	76.00	1.50	15

Product Dimensions (mm)

Normal size (mm)	As supplied (mm)		After recovered (mm)		Standard length (m/spool)
	Inside diameter (mm)	Wall thickness (mm)	Inside diameter (Max.)	Wall thickness (mm)	
Φ 1.0	1.5 ± 0.2	0.18	0.50	0.33	200
Φ 1.5	2.0 ± 0.2	0.18	0.75	0.36	200
Φ 2.0	2.7 ± 0.2	0.25	1.00	0.44	200
Φ 2.5	3.1 ± 0.2	0.25	1.25	0.44	200
Φ 3.0	3.7 ± 0.3	0.25	1.50	0.44	200
Φ 3.5	4.0 ± 0.3	0.25	1.75	0.44	200
Φ 4.0	4.7 ± 0.3	0.25	2.00	0.44	200
Φ 5.0	5.6 ± 0.3	0.25	2.50	0.56	100
Φ 6.0	6.8 ± 0.3	0.25	3.00	0.56	100
Φ 7.0	7.7 ± 0.3	0.25	3.50	0.56	100
Φ 8.0	8.8 ± 0.3	0.30	4.00	0.56	100
Φ 9.0	9.8 ± 0.3	0.30	4.50	0.56	100
Φ 10	10.7 ± 0.4	0.30	5.00	0.56	100
Φ 11	11.7 ± 0.4	0.30	5.50	0.56	100
Φ 12	12.7 ± 0.4	0.30	6.00	0.56	50
Φ 13	13.7 ± 0.4	0.30	6.50	0.65	50
Φ 14	14.7 ± 0.4	0.35	7.00	0.69	50
Φ 15	15.7 ± 0.5	0.35	7.50	0.69	50
Φ 16	16.7 ± 0.5	0.35	8.00	0.69	50
Φ 18	19.0 ± 0.5	0.40	9.00	0.80	50
Φ 20	21.4 ± 0.5	0.40	10.00	0.80	50
Φ 22	23.4 ± 0.6	0.45	11.00	0.80	50
Φ 25	26.5 ± 0.8	0.45	12.50	0.90	50
Φ 28	29.5 ± 0.8	0.45	14.00	0.90	50
Φ 30	31.5 ± 0.8	0.45	15.00	0.90	50
Φ 35	36.5 ± 0.8	0.50	17.50	0.90	50
Φ 40	42.0 ± 0.8	0.50	20.00	1.00	50
Φ 50	52.0 ± 0.8	0.50	25.00	1.00	25
Φ 60	62.0 ± 1.0	0.50	30.00	1.00	25
Φ 70	72.0 ± 1.0	0.50	35.00	1.20	25
Φ 80	82.0 ± 1.0	0.55	40.00	1.20	25
Φ 100	102.0 ± 1.0	0.55	50.00	1.30	25
Φ 125	126.0 ± 1.0	0.55	60.00	1.30	25
Φ 150	152.0 ± 1.0	0.55	75.00	1.30	25

Special size, cut pieces are available on request.

Feet spool lengths are available subject to requirement, special size, cut pieces are available on request .


BH-2(CB)

**ULTRA THIN WALL, FLEXIBLE, ENVIRONMENT FRIENDLY
FLAME RETARDANT POLYOLEFIN TUBING
SHRINK RATIO 2:1**

Features/Applications

Typically used where rapid shrinking and space saving is important.
Low shrink temperature further reduces installation time and risk of damage to temperature-sensitive components.

- ◆ Minimum shrink temperature: 70°C
- ◆ Minimum fully recovery temperature: 100°C
- ◆ Meet: UL 224 125 °C VW-1 300V
RoHS, Sony-SS-00259
- ◆ Standard color: Black
Other color are available on request



Technical Data

Property	Test Method	Typical Data
Operating temperature	IEC 216	-55 to +125°C
Tensile strength	ASTM D 2671	>14MPa
Elongation at break	ASTM D 2671	>400%
Longitudinal shrinkage	UL 224	0 to -5%
Eccentricity	ASTM D 2671	<30%
Elongation at break after aging	158°C/168 hrs.	>300%
Flammability	VW-1	Pass
Dielectric strength	IEC243	>20KV/mm
Volume resistance	IEC93	>10 ¹⁴ Ω .cm
Copper stability	UL 224	Pass

Product Dimensions(mm)

Normal size (mm)	As supplied (mm)		After recovered (mm)		Standard length (m/spool)
	Inside diameter (mm)	Wall thickness (mm)	Inside diameter (Max.)	Wall thickness (mm)	
Φ 0.6	0.9 ± 0.1	0.10	0.40	0.15	200
Φ 1.0	1.4 ± 0.2	0.10	0.50	0.20	200
Φ 1.5	1.9 ± 0.2	0.10	0.75	0.20	200
Φ 2.0	2.5 ± 0.2	0.10	1.00	0.25	200
Φ 2.5	3.0 ± 0.2	0.15	1.25	0.25	200
Φ 3.0	3.5 ± 0.3	0.15	1.50	0.25	200
Φ 3.5	4.0 ± 0.3	0.15	1.75	0.25	200
Φ 4.0	4.5 ± 0.3	0.15	2.00	0.28	200
Φ 5.0	5.5 ± 0.3	0.15	2.50	0.28	100
Φ 6.0	6.5 ± 0.4	0.15	3.00	0.28	100
Φ 7.0	7.5 ± 0.4	0.15	3.50	0.28	100
Φ 8.0	8.5 ± 0.4	0.15	4.00	0.28	100
Φ 9.0	9.5 ± 0.4	0.15	4.50	0.28	100
Φ 10	10.5 ± 0.4	0.15	5.00	0.28	100

Product Dimensions(inch)

Normal size (mm)	As supplied (mm)		After recovered (mm)		Standard length (m/spool)
	Inside diameter (mm)	Wall thickness (mm)	Inside diameter (Max.)	Wall thickness (mm)	
3/64	1.4 ± 0.2	0.10	0.50	0.20	200
1/16	1.9 ± 0.2	0.10	0.75	0.20	200
3/32	3.0 ± 0.2	0.15	1.25	0.25	200
1/8	3.5 ± 0.2	0.15	1.50	0.25	200
3/16	5.5 ± 0.3	0.15	2.50	0.25	100
1/4	6.5 ± 0.3	0.15	3.00	0.28	100
3/8	10.5 ± 0.4	0.15	5.00	0.28	100
1/2	13.5 ± 0.4	0.15	6.40	0.28	100
3/4	20.0 ± 0.5	0.18	9.50	0.28	100
1	26.0 ± 0.5	0.20	12.7	0.28	100

Special size, cut pieces are available on request


BH-2F(YG)

YELLOW&GREEN STRIPED,FLEXIBLE, FLAME RETARDANT TUBING SHRINK RATIO 2:1,3:1

Features/Applications

Outstanding physical, chemical and electrical properties make it easy to install and identify to ground conductors. Free from environment harmful substance as PBB's, PBBO's, PBBW's and toxic heavy metal compounds in its components.

- ◆ Approvals: 125°C VW-1 600V
- ◆ Meet: SAE-AMS-DTL-23053/5 Class 1&3
- ◆ Material: Meet Standard of Sony-SS-00259, RoHS
- ◆ Minimum shrink temperature: 70°C
- ◆ Minimum fully recovery temperature: 100°C
- ◆ Operating temperature: -55°C~+135°C
- ◆ Standard color: Yellow & Green striped



Technical Data		
Property	Test Method	Typical Data
Tensile strength	ASTM D 2671	14MPa
Elongation at break	ASTM D 2671	800%
Tensile strength after aging at 175°C for 168 hrs	ASTM D 2671	14MPa
Elongation after aging at 175°C for 168 hrs.	ASTM D 2671	350%
Flammability	UL 224 /VW-1 SAE-AMS-DTL-23053/5	Pass
Heat shock (250°C / 4 hrs.)	ASTM D 2671	No cracking
Cold bend test (-55°C / 4 hrs.)	ASTM D 2671	No cracking
Dielectric strength	ASTM D 150	22KV/mm
Volume resistance	ASTM D 876	10 ¹⁴ Ω .cm
Copper Corrosion	UL 224	Pass
Water absorption	ASTM D 570	0.15%
Chemical resistance	SAE-AMS-DTL-23053/5	Pass
Longitudinal shrinkage	UL 224	0 ± 5%
Eccentricity	UL 224	30%

Product Dimensions 3:1(mm/inch)					
Normal size(mm)		As supplied (mm)	After recovered (mm)		Standard length (m/spool)
(mm)	(inch)	Inside diameter (mm.)	Inside diameter (Max.)	Wall thickness (Min.)	
1.6/0.5	1/16	1.6	0.5	0.51	200
2.4/0.8	3/32	2.4	0.8	0.51	200
3.2/1	1/8	3.2	1.0	0.55	200
4.8/1.5	3/16	4.8	1.5	0.60	100
6.4/2	1/4	6.4	2.0	0.65	100
9.5/3	3/8	9.5	3.0	0.75	100
12.7/4	1/2	12.7	4.0	0.75	50
19.1/6	3/4	19.1	6.0	0.85	50
25.4/8	1	25.4	8.0	1.00	50
39/13	1 1/2	39	13.0	1.15	50

Special size, cut pieces are available on request.

Product Dimensions 2:1(mm/inch)				
Normal size (mm)	As supplied (mm)	After recovered (mm)		Standard length (m/spool)
	Inside diameter (mm)	Inside diameter (Max.)	Wall thickness (Min.)	
3/64	1.2	0.6	0.33	200
1/16	1.6	0.8	0.36	200
3/32	2.4	1.2	0.44	200
1/8	3.2	1.6	0.44	200
3/16	4.8	2.4	0.56	100
1/4	6.4	3.2	0.56	100
5/16	8.0	4.0	0.56	100
3/8	9.5	4.8	0.56	100
1/2	12.7	6.4	0.65	50
5/8	16.0	8.0	0.69	50
3/4	19.1	9.5	0.80	50
1	25.4	12.7	0.90	50
1 1/4	31.8	15.9	0.90	50
1 1/2	38.1	19.1	1.02	50
2	50.8	25.4	1.02	50
3	76.2	38.1	1.20	30
4	101.6	50.8	1.30	30

BH-BG

Thin Wall Heat Shrinkable Sleeve for Flexible Gas Pipes

Features/Applications

BH-BG is flame retardant type) flexible heat shrinkable sleeve which is made from radiation cross-linked polyolefin. Specially designed formulations make the tubing to have outstanding physical, chemical and electrical properties. Very suitable for application of protecting flexible gas Pipes.

- ◆ Shrink ratio 2:1
- ◆ Minimum shrink temperature 90°C
- ◆ Minimum fully recovered Temperature: 110°C
- ◆ Standard color: Lemon Yellow



Technical Data

Property	Test Method	Typical Data
Tensile strength	ASTM D 2671	16.0 MPa
Elongation	ASTM D 2671	650%
After aging at 158°C /168 hrs Ultimate Elongation Tensile strength	UL 224	490% 12
Heat shock	UL 224	No flowing or dropping
Flammability	UL 224	Pass VW-1
Cold bend test	ASTM D 2671	No cracking

Product Dimensions (mm/inch)

Model	As supplied (mm)		After recovered (mm)		Standard Length (m/spool)
	Inside diameter (mm)	Wall thickness (mm)	Inside diameter (Max.)	Wall thickness (Min.)	
BH-BG 23/9.5	23.5 ± 0.5	0.28 ± 0.04	9.5	0.65	100
BH-BG 27.5/12.7	28.0 ± 0.5	0.35 ± 0.05	12.7	0.7	50
BH-BG 29/12.7	30.0 ± 0.5	0.35 ± 0.05	12.7	0.7	50
BH-BG 33.5/16	34.0 ± 0.5	0.40 ± 0.05	16	0.8	50
BH-BG 40.5/19	41.0 ± 0.5	0.40 ± 0.05	19	0.8	50
BH-BG 51/25.4	51.5 ± 0.5	0.40 ± 0.05	25.4	0.8	25
BH-BG 65/32.5	65.0 ± 0.5	0.40 ± 0.05	32.5	1.3	25
BH-BG 76.2/38.1	76.3 ± 0.5	0.40 ± 0.05	38.1	1.3	25

Special size, cut pieces are available on request.


BH-NST

Non slip heat shrink tubing

Features/Applications

BH-NST Non slip Heat Shrink Tubing) is widely applied in tennis racket, badminton racket, fishing rod, baseball bat, billiard cue, hockey stick, industrial hand tool, athletic equipment and various handles. Increased friction and safety on smooth surfaces minimizes slipping.

- ◆ Shrink ratio: 2:1
- ◆ Unique surface designed by environment friendly PE material for durable abrasion
- ◆ Flannel decorative surface provides excellent sweat absorption
- ◆ Avoiding and solving girdle loosen up from handle
- ◆ Innovative material designed for excellent performance and upgrade product value
- ◆ Economical and easy to install, it's extremely proper to DIY market
- ◆ Minimum shrink temperature: 60°C
- ◆ Minimum fully recovery temperature: 105°C
- ◆ Color: Red, Green, Yellow, Black, Blue




Technical Data

Property	Typical Data
Operation temperature	-55°C to +110°C
Tensile strength	≥ 14Mpa
Shrinking temperature	Start at 60°C
Radial shrinking ratio	≥ 50%
Rated voltage	600V
Dielectric strength	≥ 25KV/mm
Volume resistance	10 ¹⁴ Ω.cm
Longitudinal shrinkage	< 8%


Product Dimensions (mm)

Model	As supplied (mm)		After recovered (mm)		Packing
	I.D	W.T	I.D	W.T	M/Roll
BH-NST-15	≥ 15	0.45 ± 0.15	≤ 8.0	0.85 ± 0.15	1.0
BH-NST-20	≥ 20	0.50 ± 0.15	≤ 11.0	0.90 ± 0.15	0.8/1.0/1.6
BH-NST-22	≥ 22	0.50 ± 0.15	≤ 12.5	0.90 ± 0.15	0.8/1.0/1.6
BH-NST-25	≥ 25	0.50 ± 0.15	≤ 14.5	1.00 ± 0.15	0.8/1.0/1.6
BH-NST-28	≥ 28	0.50 ± 0.15	≤ 15.5	1.00 ± 0.15	0.8/1.0/1.6
BH-NST-30	≥ 30	0.60 ± 0.15	≤ 17.5	1.20 ± 0.15	0.8/1.0/1.6
BH-NST-35	≥ 35	0.60 ± 0.15	≤ 20.0	1.20 ± 0.15	0.8/1.0/1.6
BH-NST-40	≥ 40	0.60 ± 0.15	≤ 23.0	1.20 ± 0.15	0.8/1.0/1.6
BH-NST-45	≥ 45	0.65 ± 0.15	≤ 25.0	1.25 ± 0.15	0.8/1.0/1.6
BH-NST-50	≥ 50	0.65 ± 0.15	≤ 28.0	1.25 ± 0.15	0.8/1.0



FLYPOWER
Heat Shrinkable Products

DUAL WALL TUBING




BH-5(3X)/(4X)

DUAL WALL ,ADHESIVE-LINED FLEXIBLE POLYOLEFIN TUBING SHRINK RATIO 3:1,4:1

Features/Applications

Manufactured by co-extrusion of polyolefin and hot - melt adhesive. Designed to provide both insulation and sealing .
Used to protect auto wires ,shipping cable, bundle wires and metal tubes against water and moisture.

- ◆ Approvals: 125 °C VW-1 600V
- ◆ Operating temperature: -45°C~+125°C
- ◆ Meet: SAE-AMS-DTL-23053/4
- ◆ Minimum shrink temperature: 80°C
- ◆ Minimum fully recovery temperature: 120°C
- ◆ Standard color: Black
- ◆ Special color: Red, Blue, White, Yellow Clear(non-flame retardant)



Technical Data		
Property	Test Method	Typical Data
Tensile strength	ASTM D 2671	10.4MPa (min.)
Tensile strength after aging(158°C, 168hrs)	ASTM D 2671	Remains 70%
Elongation at break	ASTM D 2671	300% (min.)
Elongation at break after aging 158°C, 168hrs.	ASTM D 2671	100% (min.)
Longitudinal shrinkage	UL 224	0 to -10%
Heat shock	250°C, 4hrs.	No cracking, no dropping
Cold bend -30°C,1hr.	ASTM D 2671	No cracking
Voltage withstand AC 2500V, 60 seconds	ASTM D 2671	No breakdown
Volume resistance	ASTM D 876	10 ¹⁴ Ω .cm(min.)
Flammability	SAE-AMS-DTL-23053/4	Self-extinguish in 30 sec.
Copper corrosion 158°C,168hrs.	UL 224	Pass
Water absorption	ASTM D 570	<0.5%

Product Dimensions (mm/inch)							
Normal size		As supplied (mm)	After recovered (mm)			Standard length (m)	Spool length (m)
(mm)	(inch)	Inside diameter (min.)	Inside diameter (Max.)	Wall thickness (mm)	Adhesive Thickness (mm)		
BH-5(3X) 3:1 Adhesive-lined tubing							
1.6/0.5	1/16	1.6	0.5	0.50 ± 0.10	0.3	1.22	200
2.4/0.8	3/32	2.4	0.8	0.50 ± 0.10	0.3	1.22	200
3.2/1	1/8	3.2	1.0	0.80 ± 0.10	0.5	1.22	200
4.8/1.5	3/16	4.8	1.5	1.10 ± 0.10	0.5	1.22	100
6.4/2	1/4	6.4	2	1.20 ± 0.10	0.5	1.22	100
9.1/3	3/8	9.1	3	1.30 ± 0.10	0.6	1.22	50
12.7/4	1/2	12.7	4	1.70 ± 0.15	0.8	1.22	25
15.4/5	1/3	15.4	5.1	1.70 ± 0.15	0.8	1.22	25
19.1/6	3/4	19.1	6	2.00 ± 0.20	0.8	1.22	25
25.4/8	1	25.4	8	2.20 ± 0.20	1.05	1.22	25
30/10	11/4	30	10	2.40 ± 0.20	1.05	1.22	25
39/13	11/2	39	13	2.50 ± 0.20	1.05	1.22	25
50.8/19	2	50.8	19	2.50 ± 0.20	1.05	1.22	25
65/22	2.56	65/	22	2.50 ± 0.20	1.05	1.22	25
75/25	2.95	75	25	2.50 ± 0.20	1.05	1.22	25
85/29	3.35	85	29	2.50 ± 0.20	1.05	1.22	/
95/32	3.74	95	32	2.50 ± 0.20	1.05	1.22	/
115/39	4.53	115	39	2.50 ± 0.20	1.05	1.22	/
BH-5(4X) 4:1 Adhesive-lined tubing							
4/1	3/16	4	1	1.00 ± 0.10	0.5	1.22	100
6/1.27	1/4	6	1.27	1.20 ± 0.10	0.6	1.22	100
8/1.65	5/16	8	1.65	1.55 ± 0.10	0.75	1.22	50
12/3	1/2	12	3	1.95 ± 0.15	1.0	1.22	25
16/4	5/8	16	4	2.10 ± 0.15	1.05	1.22	25
18/4.45	3/4	18	4.45	2.40 ± 0.20	1.2	1.22	25
24/6	1	24	6	2.50 ± 0.20	1.25	1.22	25
32/8	11/4	32	8	2.50 ± 0.20	1.25	1.22	25
40/10	11/2	40	10	2.50 ± 0.20	1.25	1.22	25
52/13	2.05	52	13	2.50 ± 0.20	1.25	1.22	25

BH-5(3X)(4X)-F

DUAL WALL ,ADHESIVE-LINED FLEXIBLE POLYOLEFIN TUBING SHRINK RATIO 3:1,4:1

Features/Applications

BH-5(3X,4X)-F heat-shrinkable tubing is manufactured by co-Extrusion of polyolefin and hot-melt adhesive. Designed to provide both insulation and sealing for protected articles. Typical applications are environment sealing of electrical components such as wire splices and harness in automobile and communication industry.

- ◆ Approvals: 125°C VW-1 600V
- ◆ Meet SAE-AMS-DTL-23053/5 Class 1&3
- ◆ Material: Meet Standard of Sony-SS-00259,RoHS
- ◆ Operating temperature: -55°C~+125°C
- ◆ Minimum shrink temperature: 100°C
- ◆ Standard color: Black



Technical Data		
Property	Test Method	Typical Data
Tensile strength	ASTM D 2671	10.4MPa (min.)
Tensile strength after aging(158°C, 168hrs)	ASTM D 2671	Remains 70%
Elongation at break	ASTM D 2671	300% (min.)
Elongation at break after aging 158°C, 168hrs.	ASTM D 2671	150% (min.)
Longitudinal shrinkage	UL 224	0 to -10%
Heat shock	250°C, 4hrs.	No cracking, no dropping
Cold bend -30°C, 1hr.	ASTM D 2671	No cracking
Voltage withstand AC 2500V, 60 seconds	ASTM D 2671	No breakdown
Volume resistance	ASTM D 876	10 ¹⁴ Ω.cm(min.)
Flammability	SAE-AMS-DTL-23053/5	Self-extinguish in 30 sec.
Copper corrosion 158°C, 168hrs.	UL 224	Pass
Water absorption	ASTM D 570	<0.5%
Adhesive to aluminum	ASTM D 2671	60N/25mm
Fluid resistance	Tensile strength 7MPa(Min.) Elongation: 300%(Min)	24hrs at 23°C in diesel and lubricating oil

Product Dimensions (mm/inch)								
Normal size		As supplied (mm)		After recovered (mm)			Standard length (m)	Spool length (m)
(mm)	(inch)	Inside diameter (min.)	Inside diameter (Max.)	Wall thickness (mm)	Adhesive Thickness (mm)			
BH-5(3X)-F 3:1 Adhesive-lined tubing								
3/1	1/8	3	0.6	1.00 ± 0.10	0.5	1.22	200	
4.8/1.5	3/16	4.8	1.5	1.00 ± 0.10	0.5	1.22	100	
6/2	1/4	6	2	1.00 ± 0.10	0.5	1.22	100	
9/3	3/8	9	3	1.40 ± 0.10	0.6	1.22	50	
12/4	1/2	12	4	1.80 ± 0.15	0.7	1.22	25	
19/6	3/4	19	6	2.25 ± 0.20	0.8	1.22	25	
24/8	1	24	8	2.54 ± 0.20	1.0	1.22	25	
40/13	11/2	40	13	2.54 ± .20	1.0	1.22	25	
BH-5(4X)-F 4:1 Adhesive-lined tubing								
4/1	3/16	4	1	1.00 ± 0.10	0.5	1.22	100	
8/2	5/16	8	2	1.00 ± 0.10	0.5	1.22	50	
12/3	1/2	12	3	1.40 ± 0.15	0.6	1.22	25	
16/4	5/8	16	4	1.80 ± 0.15	0.7	1.22	25	
24/6	1	24	6	2.25 ± 0.20	0.8	1.22	25	
32/8	11/4	32	8	2.54 ± 0.20	1.0	1.22	25	
52/13	2	52	13	2.54 ± 0.20	1.0	1.22		

Special size, cut pieces are available on request.

BH-5(3X)-M

HEAVY DUAL WALL ,ADHESIVE-LINED POLYOLEFIN TUBING SHRINK RATIO 3:1

Features/Applications

Manufactured by special designed coating technology and Provide both insulation and sealing for protected articles.
Suitable for joints and terminations, used to protect auto wire Shipping cable , bundle wires and metal tubes against water and moisture.

- ◆ Meet:125°C VW-1 600V
- ◆ Operating temperature: -45°C~+125°C
- ◆ Minimum shrink temperature: 110°C
- ◆ Standard color: Black



Technical Data

Property	Test Method	Typical Data
Tensile strength	ASTM D 2671	14MPa (min.)
Tensile strength after aging(158°C, 168hrs)	ASTM D 2671	Remains 70%
Elongation at break	ASTM D 2671	300% (min.)
Elongation at break after aging (158°C, 168hrs)	ASTM D 2671	100% (min.)
Longitudinal shrinkage	UL 224	0 to -10%
Heat shock	250°C, 4hrs.	No cracking, no dropping
Cold bend (-30°C,1hr.)	ASTM D 2671	No cracking
Voltage withstand (AC 2500V, 60 seconds)	ASTM D 2671	No breakdown
Volume resistance	ASTM D 876	10 ¹⁴ Ω.cm
Flammability	SAE-AMS-DTL-23053/5	Self-extinguish in 30 sec.
Copper corrosion(158°C,168hrs.)	UL 224	Pass
Water absorption	ASTM D 570	<0.5%

Product Dimensions (mm/inch)

Normal size		As supplied (mm)	After recovered (mm)			Standard length (m)
(mm)	(inch)	Inside diameter (min.)	Inside diameter (Max.)	Wall thickness (mm)	Adhesive Thickness (mm)	
19/6	3/4	19	6	3.05 ± 0.3	1.35	1.22
25/8	1	25	8	3.05 ± 0.3	1.35	1.22
33/8	1 1/4	33	8	3.05 ± 0.3	1.35	1.22
40/12	1 1/2	40	12	3.05 ± 0.3	1.35	1.22
55/16	2	55	16	3.05 ± 0.3	1.35	1.22
65/19	2 1/2	65	19	3.05 ± 0.3	1.35	1.22
75/22	3	75	22	3.05 ± 0.3	1.35	1.22
100/30	4	100	30	3.05 ± 0.3	1.35	1.22

Special size, cut pieces are available on request.

Halogen free heat shrinkable adhesive-lined tubing is available on request.

BH-BK

SEMI-RIGID ADHESIVE-LINED TUBING SHRINK RATIO 4:1

Features/Applications

Specially designed to protect splices and joint of wire harness, and other components against environment damage. Semi-rigid make it more abrasion resistant component with common tubing, 4:1 shrink ratio make it easily to fit a wide range of component, and thicker adhesive coated layer forms effective barrier against fluids and moisture

- ◆ Meet: 125°C VW-1 600V SAE-AMS-DTL-23053/5
- ◆ Operating temperature: -45°C~+125°C
- ◆ Minimum shrink temperature: 120°C
- ◆ Standard color: Black, Clear



Technical Data

Property	Test Method	Typical Data
Tensile strength	ASTM D 2671	14MPa (min.)
Tensile strength after aging(158°C, 168hrs)	ASTM D 2671	Remains 70%
Elongation at break	ASTM D 2671	300% (min.)
Elongation at break after aging (158°C, 168hrs)	ASTM D 2671	100% (min.)
Longitudinal shrinkage	UL 224	0 to -10%
Heat shock	250°C, 4hrs.	No cracking, no dropping
Cold bend (-30°C, 1hr.)	ASTM D 2671	No cracking
Voltage withstand (AC 2500V, 60 seconds)	ASTM D 2671	No breakdown
Volume resistance	ASTM D 876	10 ¹⁴ Ω.cm
Flammability	SAE-AMS-DTL-23053/5	Self-extinguish in 30 sec.
Copper corrosion(158°C, 168hrs.)	UL 224	Pass
Water absorption	ASTM D 570	<0.5%

Product Dimensions (mm/inch)

Normal size (mm)	As supplied (mm)	After recovered (mm)			Standard length (m)
	Inside diameter (min.)	Inside diameter (Max.)	Wall thickness (mm)	Adhesive Thickness (mm)	
BH-BK6/1.27	6	1.27	1.3	0.56	1.22
BH-BK 8/1.65	8	1.65	1.52	0.76	1.22
BH-BK 12/2.41	12	2.41	1.91	1.02	1.22
BH-BK 18/4.45	18	4.45	2.41	1.37	1.22

Special size, cut pieces are available on request.


BH-5(2000)

DUAL WALL, ADHESIVE-LINED POLYOLEFIN TUBING FOR AUTOMOTIVE PIPES PROTECTION

Features/Applications

Specially designed for protection of automotive metal pipes and fuel lines against environment damages. This dual wall frame can effectively protect the pipes against any kinds of damages caused by vibration, friction, corrosion and thus improve the reliability of these pipes.

- ◆ Minimum fully recovery temperature: 120°C
- ◆ Standard color: Black




Technical Data

Property	Test Method	Typical Data
Operating temperature	IEC 216	-55 to +105°C
Longitudinal shrinkage	UL 224	0 to -10%
Eccentricity	ASTM D 2671	≤30%
Tensile strength	ASTM D 2671	12MPa(min)
Elongation at break	ASTM D 2671	300%(min)
Heat aging Tensile strength Ultimate elongation	after 24hrs. at 120°C	12Mpa(min) 270%(min)
Deformation resistance		50%(min)
Impact resistance	ASTMD 746	No cracking at -35°C
Drop impact resistance		No cracking
Cold resistance	ASTM D 746 (-35°C, 1hr)	No cracking
Stress cracking resistance	ASTM D 1693 (50°C,24hrs.)	No cracking
Fluid resistance	ASTM D 2671 25°C,72hrs. Brake fluid (Honda) Unleaded petrol	Tensile strength 12Mpa(min) Ultimate elongation 300%(min) Tensile strength 7.8MPa(min) Ultimate elongation 150%(min)

Product Dimensions (mm/inch)

Order ref. numbe	Standard pipe diameter		As supplied (mm)	After recovered (mm)			Standard length (m)
	(inch)	(mm)		Inside diameter (min.)	Inside diameter (Max.)	Wall thickness (mm)	
BH-5(2000)-5	1/8	3.50	5.50	3.30	1.00	0.20	200
BH-5(2000)-6	3/16	4.76	6.50	4.60	1.00	0.20	200
BH-5(2000)-8	1/4	6.35	8.50	6.00	1.00	0.20	100
BH-5(2000)-10	5/16	8.00	11.50	7.00	1.00	0.20	100
BH-5(2000)-15	3/8	10.00	15.00	9.50	1.00	0.20	100



FLYPOWER
Heat Shrinkable Products

MEDIUM & HEAVY WALL TUBING



BH-R2

MEDIUM WALL POLYOLEFIN TUBING WITHOUT HOT MELTING ADHESIVE

Features/Applications

BH-R2 is semi-rigid medium wall tubing without hot melt adhesive, Having properties of excellent insulating and resistant to impact and abrasion. Designed for applications to protect electrical cable splices, terminations and joints where electrical insulation are required. 3:1 shrink ratio allows it easily fit over irregular shape and large connectors.

- ◆ Resistant to UV
- ◆ High electrical insulation
- ◆ Superior mechanical protection
- ◆ Minimum fully recovery temperature: 120°C
- ◆ Standard color: Black



Technical Data

Property	Test Method	Typical Data
Operating temperature	IEC 216	-55 to +110°C
Tensile strength	ASTM D2671	≥ 14MPa
Tensile strength after aging	ASTM D 2671/150°C, 168hrs.	≥ 12MPa
Elongation at break	ASTM D2671	≥ 400%
Elongation at break after aging	ASTM D 2671/150°C, 168hrs.	≥ 300%
Density	ASTM D792	1.05g/cm ³
Longitudinal shrinkage	UL224	0 to -10%
Dielectric strength	IEC243	≥ 20kV/mm
Volume resistance	IEC93	≥ 10 ¹⁴ Ω .cm
Eccentricity	ASTM D2671	<30%
Copper stability	ASTM D2671	Pass
Resistance to stress cracking (50°C)	ASTM D1693	No Cracking
Water absorption	ISO 62/23°C, 14days	<0.15%

Product Dimensions (mm/inch)

Normal size (mm)	As supplied (mm)	After recovered (mm)		Style	Standard length (mm)
	Inside diameter (min.)	Inside diameter (Max.)	Wall thickness (Min.)		
BH-R2 8/2	8	2	1.7	—	30M/Spool
BH-R2 12/3	12	3	2.0	—	30M/Spool
BH-R2 16/5	16	5	2.2	—	30M/Spool
BH-R2 22/6	22	6	2.2	O	1000–1500mm
BH-R2 33/8	33	8	2.5	O	1000–1500 mm
BH-R2 40/12	40	12	2.5	O	1000–1500 mm
BH-R2 55/16	55	16	2.7	O	1000–1500 mm
BH-R2 65/19	65	19	2.8	O	1000–1500 mm
BH-R2 75/22	75	22	3.0	O	1000–1500 mm
BH-R2 85/25	85	25	3.0	O	1000–1500 mm
BH-R2 95/25	95	25	3.0	O	1000–1500 mm
BH-R2 115/34	115	34	3.0	O	1000–1500 mm
BH-R2 140/42	140	42	3.0	—	1000–1500 mm
BH-R2 160/50	160	50	3.0	—	1000–1500 mm
BH-R2 180/58	180	58	3.0	—	1000–1500 mm
BH-R2 205/65	205	65	3.0	—	1000–1500 mm
BH-R2 235/65	235	65	3.0	—	1000–1500 mm
BH-R2 265/75	265	75	3.0	—	1000–1500 mm
BH-R2 300/85	300	85	3.0	—	1000–1500 mm
BH-R2 350/100	350	100	3.0	—	1000–1220 mm

*Style “O” : Round shape or Oval, “ — ” : Flattened

BH-RA2

MEDIUM WALL POLYOLEFIN TUBING WITH HOT MELTING ADHESIVE

Features/Applications

BH-RA2 is medium wall tubing with hot melt adhesive, having properties of excellent insulating, environmental sealing, and resistant to impact and abrasion. Designed for applications to seal and protect electrical splices, cable terminations and joints where electrical insulation and water proof are required. 3:1 shrink ratio allows it easily fit over irregular shape and large connectors.

- ◆ Resistant to UV
- ◆ High electrical insulation
- ◆ Superior mechanical protection
- ◆ Minimum fully recovery temperature: 120°C
- ◆ Standard color: Black, Red



Technical Data		
Property	Test Method	Typical Data
Operating temperature	IEC 216	-55 to +110°C
Tensile strength	ASTM D2671	≥ 14MPa
Tensile strength after aging	ASTM D 2671/ 150°C, 168hrs.	≥ 12MPa
Elongation at break	ASTM D2671	≥ 400%
Elongation at break after aging	ASTM D 2671/ 150°C, 168hrs.	≥ 300%
Density	ASTM D792	1.05g/cm ³
Longitudinal shrinkage	UL224	0 to -10%
Dielectric strength	IEC243	≥ 20kV/mm
Volume resistance	IEC93	≥ 10 ¹⁴ Ω .cm
Eccentricity	ASTM D2671	<30%
Copper stability	ASTM D2671	Pass
Resistance to stress cracking	ASTM D1693 (50°C)	No Cracking
Water absorption	ISO 62/23°C, 14days	<0.15%
Impact resistance	-	> 8Nm
Thermoplastic adhesive		
Water absorption	ISO 62	<0.2%
Softening point	ASTM D E28	85°C
Peel strength (PE)	DIN 30672	4 N/cm
Copper stability	ASTM D 2671	Non-corrosive
Resistance to fungus and decay	ISO 846	Pass

Product Dimensions (mm/inch)					
Normal size (mm)	As supplied (mm)	After recovered (mm)		Style	Standard length (mm)
	Inside diameter (min.)	Inside diameter (Max.)	Wall thickness (mm)		
19/5	19	5	2.5	o	1000-1220
22/6	22	6	2.5	o	1000-1500
28/6	28	6	2.5	o	1000-1500
33/8	33	8	2.5	o	1000-1500
45/13	45	13	2.5	o	1000-1500
55/16	55	16	2.7	o	1000-1500
65/19	65	19	2.8	o	1000-1500
75/22	75	22	3.0	o	1000-1500
85/25	85	25	3.0	o	1000-1500
95/25	95	25	3.0	o	1000-1500
115/34	115	34	3.0	o	1000-1500
140/42	140	42	3.0	o	1000-1500
160/50	160	50	3.0	o	1000-1500
180/58	180	58	3.0	o	1000-1500
205/65	205	65	3.0	o	1000-1500
235/65	235	65	3.0	o	1000-1500
265/75	265	75	3.0	o	1000-1500
300/85	300	85	3.0	o	1000-1500
350/100	350	100	3.0	o	1000-1220

* Style "O" : Round shape or Oval, " - " : Flattened

BH-R3

HEAVY WALL POLYOLEFIN TUBING WITHOUT HOT MELTING ADHESIVE

Features/Applications

BH-R3 is semi-rigid heavy wall tubing without hot melting Adhesive. Have properties of excellent insulating and resistant to mechanical impact. Protecting electrical cable splices, terminations and joints where electrical Insulation are required. 3:1 shrink ratio allows it easily fit over irregular shape and large connectors.

- ◆ Resistant to UV
- ◆ High electrical insulation
- ◆ Superior mechanical protection
- ◆ Minimum fully recovery temperature: 120°C
- ◆ Standard color: Black, Red



Technical Data

Property	Test Method	Typical Data
Operating temperature	IEC 216	-55 to +110°C
Tensile strength	ASTM D2671	≥ 14MPa
Tensile strength after aging	ASTM D 2671/150°C, 168hrs.	≥ 12MPa
Elongation at break	ASTM D2671	≥ 400%
Elongation at break after aging	150°C, 168hrs	≥ 300%
Density	ASTM D792	1.05g/cm ³
Longitudinal shrinkage	UL224	0 to -10%
Dielectric strength	IEC243	≥ 20kV/mm
Volume resistance	IEC93	≥ 10 ¹⁴ Ω.cm
Eccentricity	ASTM D2671	<30%
Copper stability	ASTM D2671	Pass
Resistance to stress cracking (50°C)	ASTM D1693	No Cracking
Water absorption	ISO 62/23°C, 14days	<0.15%

Product Dimensions (mm/inch)

Normal size (mm)	As supplied (mm)	After recovered (mm)		Style	Standard length (mm)
	Inside diameter (min.)	Inside diameter (Max.)	Wall thickness (mm)		
9/3	9	3	1.8	O	1000-1500
13/4	13	4	2.4	O	1000-1500
22/6	22	6	2.7	O	1000-1500
33/8	33	8	3.2	O	1000-1500
40/12	40	12	4.1	O	1000-1500
45/12	45	12	4.1	O	1000-1500
55/16	55	16	4.1	O	1000-1500
75/22	75	22	4.1	O	1000-1500
85/25	85	25	4.3	O	1000-1500
95/30	95	30	4.3	O	1000-1500
105/30	105	30	4.3	O	1000-1500
130/36	130	36	4.3	—	1000-1500
160/50	160	50	4.3	—	1000-1500
180/50	180	50	4.3	—	1000-1500
200/60	200	60	4.3	—	1000-1500

*Style "O" : Round shape or Oval, " — " : Flattened


BH-RA3

HEAVY WALL POLYOLEFIN TUBING
WITH HOT MELTING ADHESIVE

Features/Applications

BH-RA3 is semi-rigid heavy wall tubing with hot melting adhesive. Have properties of excellent insulating, environmental sealing and resistant to impact and abrasion. Protecting electrical splices, cable terminations and joints where electrical insulation and waterproof are required.

- ◆ Resistant to UV
- ◆ High electrical insulation
- ◆ Superior mechanical protection
- ◆ Minimum fully recovery temperature: 120°C
- ◆ Standard color: Black, Red



Technical Data

Property	Test Method	Typical Data
Operating temperature	IEC 216	-55 to +110°C
Tensile strength	ASTM D2671	≥ 14MPa
Tensile strength after aging	ASTM D 2671/150°C, 168hrs.	≥ 12MPa
Elongation at break	ASTM D2671	≥ 400%
Elongation at break after aging	150°C ,168hrs	≥ 300%
Density	ASTM D792	1.05g/cm3
Longitudinal shrinkage	UL224	0 to -10%
Dielectric strength	IEC243	≥ 20kV/mm
Volume resistance	IEC93	≥ 10 ¹⁴ Ω .cm
Eccentricity	ASTM D2671	<30%
Copper stability	ASTM D2671	Pass
Resistance to stress cracking (50°C)	ASTM D1693	No Cracking
Water absorption	ISO 62/23°C, 14days	<0.15%
Thermoplastic adhesive		
Water absorption	ISO 62	<0.2%
Softening point	ASTM D E8	85°C
Peel strength (PE)	DIN 30672	4 N/cm
Copper stability	ASTM D 2671	Non-corrosive
Resistance to fungus and decay	ISO 846	Pass

Product Dimensions (mm/inch)

Normal size (mm)	As supplied (mm)	After recovered (mm)		Style	Standard length (mm)
	Inside diameter (min.)	Inside diameter (Max.)	Wall thickness (mm)		
9/3	9	3	1.8	O	1000-1500
13/4	13	4	2.4	O	1000-1500
22/6	22	6	2.7	O	1000-1500
33/8	33	8	3.2	O	1000-1500
40/12	40	12	4.1	O	1000-1500
45/12	45	12	4.1	O	1000-1500
55/16	55	16	4.1	O	1000-1500
75/22	75	22	4.1	O	1000-1500
85/25	85	25	4.3	O	1000-1500
95/30	95	30	4.3	O	1000-1500
105/30	105	30	4.3	O	1000-1500
130/36	130	36	4.3	—	1000-1500
160/50	160	50	4.3	—	1000-1500
180/50	180	50	4.3	—	1000-1500
200/60	200	60	4.3	—	1000-1500

*Style "O" : Round shape or Oval, " — " : Flattened

BH-FRA2

FLAME RETARDANT MEDIUM WALL TUBING WITH HOT MELTINK ADHESIVE

Features/Applications

BH-FRA2 is made from radiation crosslinked polyolefin and lined With hot melt adhesive. Suitable for protecting electrical splices, cable terminations and joints where flame retardant and electrical insulation and water proof are required.

- ◆ Shrink temperature: 120°C
- ◆ Operating temperature: -55°C to 110°C
- ◆ Standard color: Black, Red and Grey



Technical Data

Property	Test Method	Typical Data
Tensile strength	ASTM D 2671	≥ 14MPa
Tensile strength after aging	ASTM D 2671/158°C, 168hrs.	≥ 12MPa
Longitudinal change after shrinking	ASTM D 2671	0, -10%
Elongation at break	ASTM D 2671	≥ 300%
Elongation at break after aging	ASTM D 2671/120°C, 168hrs.	≥ 200%
Dielectric strength	IEC 243	≥ 20KV/mm
Heat shock (4hrs. at 225°C)	ASTM D 2671	No cracking or flowing
Volume resistance	IEC 93	≥ 10 ¹⁴ Ω.cm
Flammability	SAE-AMS-DTL-23053/5	Self extinguish in 30 sec.
Thermoplastic adhesive		
Water absorption	ISO 62	<0.2%
Softening point	ASTM D E28	85°C
Peel strength (PE)	DIN 30672	4 N/cm
Copper stability	ASTM D 2671	Non-corrosive
Resistance to fungus and decay	ISO 846	Pass

Product Dimensions (mm/inch)

Normal size (mm)	As supplied (mm)	After recovered (mm)		Style	Standard length (m)
	Inside diameter (min.)	Inside diameter (Max.)	Wall thickness (Min.)		
22/6	22	6	2.5	O	1000-1500
33/8	33	8	2.5	O	1000-1500
40/12	40	12	2.5	O	1000-1500
55/16	55	16	2.7	O	1000-1500
65/19	65	19	2.8	O	1000-1500
75/22	75	22	3.0	O	1000-1500
95/25	95	25	3.0	O	1000-1500
115/34	115	34	3.0	O	1000-1500
140/42	140	42	3.0	O	1000-1500
160/50	160	50	3.0	O	1000-1500
180/58	180	58	3.0	O	1000-1500
200/65	200	65	3.0	O	1000-1500
235/65	235	65	3.0	O	1000-1500
265/75	265	75	3.0	O	1000-1500
300/85	300	85	3.0	O	1000-1500

*Style : " O " round shape or Oval

BH-FRA3

FLAME RETARDANT HEAVY WALL TUBING WITH HOT MELTING ADHESIVE

Features/Applications

BH-FRA3 is made from radiation cross-linked polyolefin with hot melt Adhesive. Suitable for protecting electrical splices, cable terminations and joints where flame retardant and electrical insulation and water proof are required .

- ◆ Shrink temperature: 120°C
- ◆ Operating temperature: -55°C to 110°C
- ◆ Standard color: Black, Red, Grey



Technical Data

Property	Test Method	Typical Data
Tensile strength	ASTM D 2671	≥ 14MPa
Tensile strength after aging	ASTM D 2671/158°C, 168hrs.	≥ 12MPa
Longitudinal change after shrinking	ASTM D 2671	0, -10%
Elongation at break	ASTM D 2671	≥ 300%
Elongation at break after aging	ASTM D 2671/120°C, 168hrs.	≥ 200%
Dielectric strength	IEC 243	≥ 20KV/mm
Heat shock (4hrs. at 225°C)	ASTM D 2671	No cracking or flowing
Volume resistance	IEC 93	≥ 10 ¹⁴ Ω.cm
Flammability	SAE-AMS-DTL-23053/5	Self extinguish in 30 sec.
Thermoplastic Adhesive		
Water absorption	ISO 62	<0.2%
Softening point	ASTM D E28	85°C
Peel strength (PE)	DIN 30672	4 N/cm
Copper stability	ASTM D 2671	Non-corrosive
Resistance to fungus and decay	ISO 846	Pass

Product Dimensions (mm)

Normal size (mm)	As supplied (mm)	After recovered (mm)		Style	Standard length (mm)
	Inside diameter (min.)	Inside diameter (Max.)	Wall thickness (Nom.)		
9/3	9	3	2	O	1000-1500
13/4	13	4	2.5	O	1000-1500
22/6	22	6	2.7	O	1000-1500
33/8	33	8	3.2	O	1000-1500
40/12	40	12	4.1	O	1000-1500
55/16	55	16	4.1	O	1000-1500
75/22	75	22	4.1	O	1000-1500
95/29	95	29	4.1	O	1000-1500
115/34	115	34	4.3	O	1000-1500
130/36	130	36	4.3	O	1000-1500

*Style : " O" round shape or Oval

BH-RA6X

6:1 VERY HIGH SHRINK RATIO HEAVY WALL TUBING WITH HOT MELTING ADHESIVE

Features/Applications

Idea for applications to extremely different diameter between cables, connectors and components. The very high shrink ratio provides close fit to a wide variety of irregular shapes connector and figurations. Provide excellent mechanical protection to cable joints and terminations ,complete environmental sealing, and resistant to impact and abrasion.

- ◈ Shrink ratio: 6:1
- ◈ Resistant to UV
- ◈ High electrical insulation
- ◈ Superior mechanical protection
- ◈ Minimum fully recovery temperature: 120°C
- ◈ Standard color: Black



Technical Data

Property	Test Method	Typical Data
Operating temperature	IEC 216	-55 to 110°C
Tensile strength	ASTM D 2671	≥ 14MPa
Tensile strength after aging	ASTM D 2671/158°C, 168hrs.	≥ 12MPa
Longitudinal shrinkage	UL224	0, -10%
Elongation at break	ASTM D 2671	≥ 400%
Elongation at break after aging	ASTM D 2671/150°C, 168hrs.	≥ 300%
Dielectric strength	IEC 243	≥ 20KV/mm
Volume resistance	IEC 93	≥ 10 ¹⁴ Ω .cm
Heat shock(225°C/4hrs)	ASTM D 2671	No cracking or flowing
Thermoplastic Adhesive		
Water absorption	ISO 62	<0.2%
Softening point	ASTM D E28	85°C
Peel strength (PE)	DIN 30672	4 N/cm
Copper stability	ASTM D 2671	Non-corrosive
Resistance to fungus and decay	ISO 846	Pass

Product Dimensions (mm)

Normal size (mm)	As supplied (mm)	After recovered (mm)		Style	Standard length (mm)
	Inside diameter (min.)	Inside diameter (Max.)	Wall thickness (mm)		
19/3.2	19	3.2	3.2	O	1000-1220
33/5.5	33	5.5	3.4	O	1000-1220
44.4/7.4	44.4	7.4	3.6	O	1000-1220
50.8/8.3	50.8	8.3	4.3	O	1000-1220
69.8/11.7	69.8	11.7	4.8	O	1000-1220
88.9/17.1	88.9	17.1	4.8	O	1000-1220
119.4/22.9	119.4	22.9	4.8	O	1000-1220
235/40	235	40	4.8	O	1000-1220

*style "O" : round or oval

BH-STV

MEDIUM WALL ADHESIVE-LINED POLYOLEFIN TUBING

Features/Applications

BH-STV is adhesive lined heat shrinkable tubing. Designed specially for Protecting of splices and connectors in CATV industry. The heat shrinkable jacket provide effective mechanical protection and hot melt adhesive sealing against water and moisture.

- ◆ Minimum fully recovery temperature: 120°C
- ◆ Standard color: Black



Technical Data

Property	Test Method	Typical Data
Operating temperature	IEC 216	-55 to +110°C
Tensile strength	ASTM D 2671	>15MPa
Elongation at break	ASTM D 2671	>600%
Longitudinal Shrinkage	UL 224	0 to -10%
Eccentricity	ASTM D 2671	<30%
Elongation at break after aging	ASTM D 2671/150°C, 168hrs.	>400%
Dielectric strength	IEC 243	≥20KV/mm
Volume resistance	IEC 93	>10 ¹⁴ Ω.cm
Copper stability	ASTM D 2671	Pass
Resistance to stress cracking(50°C)	ASTM D 1693	No cracking
Cold bend test(-55°C/4hrs)	ASTM D 2671	No cracking
Thermoplastic Adhesive		
Water absorption	ISO 62	<0.1%
Softening point	ASTM D E28	85°C
Peel strength (PE)	ASTM D 1000	110 N/25mm
Copper stability	ASTM D 2671	Non-corrosive
Resistance to fungus and decay	ISO 846	Pass

Product Dimensions (mm)

Normal size (mm)	As supplied (mm)	After recovered (mm)		Standard length (mm)
	Inside diameter (min.)	Inside diameter (Max.)	Outside Wall thickness (Nom.)	
BH-STV 0400(10/3.8)	10.00	3.8	2.0	1220
BH-STV 0750(19/5.6)	19.00	5.60	2.0	1220
BH-STV 1100(28/9)	28.00	9.00	2.0	1220
BH-STV 1300(33/10)	33.00	10.00	2.0	1220
BH-STV 1500(38/12)	38.10	12.00	2.0	1220
BH-STV 1700(45/13)	45.00	13.00	2.0	1220
BH-STV 2050(55/19)	55.00	19.00	2.0	1220
BH-STV 2750(70/25)	70.00	25.00	2.0	1220

*style "O" : round or oval

BH-RS

MEDIUM WALL ADHESIVE-LINED POLYOLEFIN TUBING WITH BLACK SEALANT MASTIC

Features/Applications

BH-RS is mastic lined heat shrinkable tubing, designed specially For protecting for metal pip's joint, soil nails and any other connectors requiring environmental sealing. The radiation Crosslinked jacket provide effective mechanical protection and mastic layer provide water and moisture proof.

- ◆ Resistant to UV
- ◆ High electrical insulation
- ◆ Superior mechanical protection
- ◆ Minimum fully recovery temperature: 120°C
- ◆ Standard color: Black






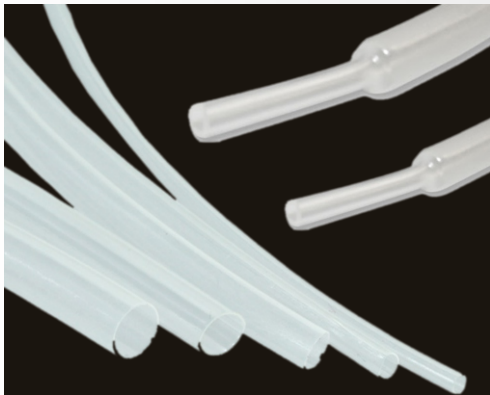

Technical Data

Property	Test Method	Typical Data
Operating temperature	IEC 216	-35 to +110°C
Tensile strength	ASTM D 2671	≥ 14MPa
Elongation at break	ASTM D 2671	≥ 400%
Longitudinal Shrinkage	UL 224	0 to -10%
Eccentricity	ASTM D 2671	<30%
Elongation at break after aging	ASTM D 2671/150°C, 168hrs.	≥ 300%
Dielectric strength	IEC 243	≥ 20KV/mm
Volume resistance	IEC 93	≥ 10 ¹⁴ Ω.cm
Copper stability	ASTM D 2671	Pass
Resistance to stress cracking(50°C)	ASTM D 1693	No cracking
Cold bend test(-35°C/4hrs)	ASTM D 2671	No cracking
Thermoplastic Adhesive		
Water absorption	ISO 62	<0.1%
Softening point	ASTM D E28	70°C
Peel strength to stainless steel	ASTM D 1000	50 N/25mm
Copper stability	ASTM D 2671	Non-corrosive
Resistance to fungus and decay	ISO 846	Pass

Product Dimensions (mm)

Normal size (mm)	As supplied (mm)	After recovered (mm)		Style	Standard length (mm)
	Inside diameter (min.)	Inside diameter (Max.)	Wall thickness (mm)		
30/6	30	6	2.5	O	1000-1500
33/8	33	8	2.5	O	1000-1500
40/12	40	12	2.5	O	1000-1500
55/20	55	20	2.0	O	1000-1500
75/25	75	25	2.0	O	1000-1500
95/30	95	30	2.0	O	1000-1500
120/40	120	40	2.0	O	1000-1500
140/50	140	50	2.3	O	1000-1500
160/50	160	50	2.3	O	1000-1500
180/66	180	66	2.5	O	1000-1500
205/66	205	66	2.5	O	1000-1500
235/70	235	70	2.5	O	1000-1500
265/75	265	75	3.0	O	1000-1500
300/85	300	85	3.0	O	1000-1500
350/100	350	100	3.0	O	1000-1220

*style "O" : round or oval



FLYPOWER
Heat Shrinkable Products

HIGH TEMPERATURE TUBING


BH-150K

FLEXIBLE THIN WALL PVDF TUBING

Features/Applications

BH-150K is excellent flame retardant heat-shrinkable Polyvinylidene fluoride tube for applications requiring high temperature resistance, outstanding abrasion and cut through resistance or superior chemical and solvent resistant properties. It reliably protects solder joints, terminals and connections against most industrial fuels, solvents and chemicals. the glass like appearance makes it easily to inspect the mark on protected harness

- ◆ Minimum fully recovery temperature: 150°C
- ◆ Meet: UL, VW-1, Meet: SAE-AMS-DTL-23053/18
- ◆ Standard color: Clear, Black



Technical Data

Property	Test Method	Typical Data
Operating temperature	IEC 216	-55 to +150°C
Tensile strength	ASTM D 2671	≥30MPa
Elongation at break	ASTM D 2671	≥ 150%
Elongation at break after aging	180°C, 168 hrs.	≥ 100%
Heat shock	250°C, 4 hrs.	No cracking
Cold bend	-55°C, 4 hrs.	No cracking
Flammability	VW-1	Pass
Volume resistance	IEC93	≥ 10 ¹³ Ω .cm
Copper corrosion	180°C, 168 hrs.	No corrosion
Copper stability	180°C, 168 hrs.	No sign of degradation

Product Dimensions (mm/inch)

Normal size (mm)		As supplied (mm)	After recovered (mm)		Style	Standard length (m/spool)
Inch	mm	Inside diameter (min.)	Inside diameter (Max.)	Wall thickness (mm.)		
3/64	1.2	1.2	0.60	0.25 ± 0.05	O	200
1/16	1.6	1.6	0.80	0.25 ± 0.05	O	200
3/32	2.4	2.4	1.20	0.25 ± 0.04	O	200
1/8	3.2	3.2	1.60	0.25 ± 0.04	O	100
3/16	4.8	4.8	2.40	0.25 ± 0.04	O	100
1/4	6.4	6.4	3.20	0.30 ± 0.05	O	100
3/8	9.5	9.5	4.80	0.30 ± 0.05	—	50
1/2	12.7	12.7	6.40	0.30 ± 0.05	—	50
3/4	19.1	19.1	9.50	0.43 ± 0.07	—	50
1	25.4	25.4	12.70	0.48 ± 0.07	—	50
1 1/2	38.1	38.1	19	0.51 ± 0.07	—	30

* ~ O ~ : Round shape or Oval, * ~ — ~ : Flattened shape

BH-175K

175°C, CLEAR, SEMI-RIGID HIGH TEMPERATURE CHEMICAL RESISTANT PVDF TUBING

Features/Applications

BH-175K is semi-rigid, excellent flame retardant heat-shrinkable Polyvinylidene fluoride (PVDF) tube for applications requiring high temperature performance, outstanding abrasion and cut through resistance or superior chemical and solvent resistant properties. It reliably protects wires, solder joints, terminals and connections and components from most industrial fuels, solvents and chemicals.

- ◆ Operating temperature: -55°C to +175°C
- ◆ Minimum shrink temperature: 175°C
- ◆ Approvals: UL, VW-1
- ◆ Meet: SAE-AMS-DTL-23053/18
- ◆ Standard color: Clear



Technical Data

Property	Test Method	Typical Data
Operating temperature	IEC 216	-55°C to +175°C
Tensile strength	ASTM D 2671	≥34.5 MPa
Elongation at break	ASTM D 2671	≥150%
Elongation at break after aging	250°C, 168 hrs.	≥100%
Heat shock	300°C, 1 hr	No cracking
Cold bend	-55°C, 1 hr.	No cracking
Flammability	VW-1	Pass
Volume resistance	IEC93	≥10 ¹³ Ω .cm
Dielectric strength	ASTM D 2671	≥30KV/mm

Product Dimensions (mm/inch)

Normal size (mm)		As supplied (mm)	After recovered (mm)		Standard length (m/spool)
Inch	mm	Inside diameter (min.)	Inside diameter (Max.)	Wall thickness (Nom.)	
3/64	1.2	1.2	0.60	0.20	200
1/16	1.6	1.6	0.80	0.20	200
3/32	2.4	2.4	1.20	0.23	200
1/8	3.2	3.2	1.60	0.23	100
3/16	4.8	4.8	2.40	0.23	100
1/4	6.4	6.4	3.20	0.28	1.22
3/8	9.5	9.5	4.80	0.28	1.22
1/2	12.7	12.7	6.40	0.28	1.22
3/4	19.1	19.1	9.50	0.36	1.22
1	25.4	25.4	12.70	0.41	1.22


BH-200E, BH-200E(TW)

HEAT SHRINKABLE FLUOROELASTOMER TUBING

Features/Applications

Made from modified fluoroelastomer (Viton), with superior impact, Abrasion and cut through resistant, applications requiring high resistance to corrosive fluids, fuels, lubricants, acids and solvents at elevated temperature.

- ◆ Very flexible at high and low temperatures without cracking
- ◆ Approval: UL, VW-1, file No E249362
- ◆ Meet: SAE-AMS-DTL-23053/13
- ◆ Excellent resistance of chemicals
- ◆ Minimum fully recovery temperature: 175°C
- ◆ Minimum shrink temperature: 150°C
- ◆ Standard color: Black



Technical Data

Property	Test Method	Typical Data
Operating temperature	IEC 216	-55 to +200°C
Tensile strength	ASTM D 2671	≥ 8.5 MPa
Elongation at break	ASTM D 2671	≥ 250%
Elongation at break after aging	250°C, 168 hrs.	≥ 200%
Heat shock	300°C, 4 hrs.	No cracking
Flexibility	ASTM D 412	≤ 13.8 MPa
Flammability	ASTM D 2671	Self-extinguish in 15sec
Volume resistance	ASTM D 876	≥ 10 ⁹ Ω .cm
Dielectric strength	ASTM D 2671	≥ 7.9KV/mm
Copper corrosion	SAE-AMS-DTL-23053/13(175°C/16hrs)	No corrosion

Product Dimensions(mm/inch)

Normal size (mm)		As supplied (mm)	After recovered (mm)		Style	Standard length (m/spool)
mm	Inch	Inside diameter (min.)	Inside diameter (Max.)	Wall thickness (Bom.)		
BH-200E fluoroelastomer tubing						
1/8	3.2	3.2	1.6	0.76	O	50
3/16	4.8	4.8	2.4	0.90	O	50
1/4	6.4	6.4	3.2	0.90	O	50
3/8	9.5	9.5	4.8	0.90	O	50
1/2	12.7	12.7	6.4	1.10	O	30
3/4	19.1	19.1	9.5	1.30	—	30
1	25.4	25.4	12.7	1.65	—	30
1 1/2	38.1	38.1	19.1	1.90	—	15
2	50.8	50.8	25.4	2.80	—	1
BH-200E (TW) thin wall fluoroelastomer tubing						
3/8	9.5	9.5	4.8	0.90	O	50
1/2	12.7	12.7	6.4	0.90	O	30
5/8	15.9	15.9	7.9	1.07	O	30
3/4	19.1	19.1	9.5	1.07	—	30
7/8	22	22	11	1.25	—	30
1	25.4	25.4	12.7	1.25	—	30
1 1/2	31.8	31.8	15.7	1.40	—	30
1 1/4	38.1	38.1	19.0	1.40	—	15
2	50.8	50.8	25.4	1.65	—	15

* O: airfilled or oval, * - : flattened


BH-TFE

PTFE TEFLON HEAT SHRINKABLE TUBING

Features/Applications

BH-TFE is manufactured with polytetrafluoroethylene (PTFE). Specially designed for applications where very high temperature and chemicals resistant extreme electrical insulation an highly flame retardant are required such as in the field of automotive , military and aerospace.

- ◆ Operating temperature: -65°C to +260°C
- ◆ Minimum fully recovery temperature: 350°C
- ◆ Meet: SAE-AMS-DTL-23053/12
- ◆ Standard color: Clear(natural)



Technical Data

Property	Test Method	Typical Data
Tensile strength	ASTM D 2671	≥ 34.5 MPa
Elongation at break	ASTM D 2671	≥ 150%
Specific gravity	ASTM D 792	2.30
Heat shock	ASTM D 2671 (400°C, 4 hrs)	No cracking or dropping
Cold bend	ASTM D 2671 (-65°C, 4 hrs)	No cracking
Flammability	ASTM D 2671	Self extinguish
Volume resistance	ASTM D 2671	≥ 10 ¹⁸ Ω .cm
Dielectric strength	ASTM D 2671	≥ 34KV/mm
Copper corrosion	UL 224	Pass
Fluid resistance	SAE-AMS-DTL-23053/12	Excellent
Water absorption	ASTM D 570	0.1 Max.

Product Dimensions(mm/inch)

size	As supplied (mm)	After recovered (mm)		Standard length (mm)
	Inside diameter (Nom.)	Inside diameter (Nom.)	Wall thickness (Nom.)	
AWG				
30	0.86	0.38	0.23	1220
28	0.97	0.46	0.23	1220
26	1.17	0.56	0.23	1220
24	1.27	0.64	0.25	1220
22	1.40	0.80	0.25	1220
20	1.52	0.97	0.30	1220
18	1.93	1.17	0.30	1220
16	2.36	1.45	0.30	1220
14	3.05	1.82	0.30	1220
12	3.81	2.26	0.30	1220
10	4.85	2.80	0.30	1220
8	6.10	3.55	0.38	1220
6	7.67	4.40	0.38	1220
4	9.40	5.45	0.38	1220
2	10.92	6.90	0.38	1220
0	11.94	8.56	0.38	1220


BH-DR, BH-DR(TW)

DIESEL-RESISTANT ELASTOMERIC HEAT SHRINKABLE TUBING

Features/Applications

Made from modified radiation cross-linked elastomers, Specially formulated for optimum high temperature fluid resistance, and long term heat resistance. Resistant to aviation and diesel fuels, hydraulic fluids and lubricating oils. Particularly suitable as a jacketing material for military ground vehicle cables and harnesses. It is also ideally suited for demands of motorsports cable harnesses.

- ◆ Minimum fully recovery temperature: 175°C
- ◆ Meet: SAE-AMS-DTL-23053/16
- ◆ Standard color: Clear, Black



Technical Data

Property	Test Method	Typical Data
Operating temperature	IEC 216	-55 to +150°C
Tensile strength	ASTM D 2671	≥ 13 MPa
Elongation at break	ASTM D 2671	≥ 500%
Elongation at break after aging	160°C, 168 hrs.	≥ 220%
Heat shock	215°C, 4 hrs.	No cracking
Flexibility(2% secant)	ASTM D 882	≤ 50 MPa
Flammability	ASTM D 2671	Self-extinguish in 15sec
Volume resistance	ASTM D 876	≥ 10 ⁹ Ω .cm
Fluid resistance tensile strength	ISO37 24hrs (diesel 70°C, hydraulic 70°C, lubricant 100°C)	≥ 10 MPa
Fluid resistance elongation		≥ 300%

Product Dimensions(mm/inch)

Normal size (mm)		As supplied (mm)	After recovered (mm)		Style	Standard length (m/spool)
mm	Inch	Inside diameter (min.)	Inside diameter (Max.)	Wall thickness (Nom.)		
BH-DR diesel resistant elastomeric tubing						
1/8	3.2	3.2	1.6	0.76	O	50
3/16	4.8	4.8	2.4	0.85	O	50
1/4	6.4	6.4	3.2	0.90	O	50
3/8	9.5	9.5	4.8	1.02	O	50
1/2	12.7	12.7	6.4	1.22	O	30
3/4	19.1	19.1	9.5	1.45	–	30
1	25.4	25.4	12.7	1.80	–	30
1 1/2	38.1	38.1	19.1	2.40	–	15
2	50.8	50.8	25.4	2.80	–	15
3	76.2	76.2	38.1	3.2	–	15
BH-DR(TW) thin wall diesel resistant elastomeric tubing						
3/32	2.4	2.4	1.2	0.51	O	150
1/8	3.2	3.2	1.6	0.51	O	150
3/16	4.8	4.8	2.4	0.51	O	75
1/4	6.4	6.4	3.2	0.64	O	75
3/8	9.5	9.5	4.8	0.64	O	50
1/2	12.7	12.7	6.4	0.64	O	30
3/4	19.1	19.1	9.5	0.76	–	30
1	25.4	25.4	12.7	0.90	–	30
1 1/4	31.8	31.8	15.9	1.10	–	30
1 1/2	38.1	38.1	19.1	1.02	–	30

* O: airfilled or oval, * - : flattened



 **FLYPOWER**
Heat Shrinkable Products
ENERGY PRODUCTS



BH-BBT-1KV

1KV heat shrink bus bar tubing

Features/Applications:

BH-BBT-1KV 1KV heat shrink bus bar tubing provides high resistance to tracking and arcing and used to enhance the insulation properties of bus bar in switchgear and substation. Be suit to the trend of smaller switch cabinets. Be applied in bus duct for insulation among buses.



- ◆ Electric stress relief
- ◆ Shrink ratio: 2:1
- ◆ Minimum shrink temperature: 85°C
- ◆ Minimum fully recovery temperature: 130°C
- ◆ Color: Red, Green, Yellow, Black

Technical Data

Property	Test Method	Typical Data
Tensile strength	ASTM D 2671	≥ 10.4MPa
Tensile strength after aging	ASTM D 2671/120°C, 168hrs.	≥ 7.3MPa
Longitudinal shrinkage	ASTM D 2671	0 to -10%
Elongation at break	ASTM D 2671	≥ 300%
Elongation at break after aging	ASTM D 2671/120°C, 168hrs.	≥ 100%
Dielectric strength	IEC 243	≥ 20KV/mm
Dielectric constant	IEC 250	3.0(max.)
Volume resistance	IEC 93	≥ 10 ¹⁴ Ω .cm
Flammability(Oxygen Index)	IEC 4589	≥ 25
Copper corrosion	ASTM D 2671	120°C, 168hrs , no corrosion
Cold bend	ASTM D 2671	-40°C, 4hrs , no cracking
Water absorption	ISO 62/23°C, 14 days	<0.5%

Product Dimensions (mm)

Model	Application Bus Bar (Square/Round)	As supplied (mm)		After recovery (mm)		Packing
		I.D	W.T	I.D	W.T	M/Roll
BH-BBT-1kv 30	30	31.5 ± 1.0	0.5 ± 0.15	≤ 15.0	1.00 ± 0.15	50
BH-BBT-1kv 35	35	36.5 ± 1.0	0.5 ± 0.15	≤ 17.5	1.00 ± 0.15	50
BH-BBT-1kv 40	40	41.5 ± 1.0	0.55 ± 0.15	≤ 20.0	1.00 ± 0.15	50
BH-BBT-1kv 45	45	46.5 ± 1.0	0.55 ± 0.15	≤ 22.5	1.00 ± 0.15	25
BH-BBT-1kv 50	50	≥ 50	0.55 ± 0.15	≤ 25.0	1.10 ± 0.15	25
BH-BBT-1kv 60	60	≥ 60	0.60 ± 0.15	≤ 30.0	1.20 ± 0.15	25
BH-BBT-1kv 70	70	≥ 70	0.65 ± 0.15	≤ 35.0	1.30 ± 0.20	25
BH-BBT-1kv 75	75	≥ 75	0.65 ± 0.15	≤ 38.0	1.30 ± 0.20	25
BH-BBT-1kv 80	80/100	≥ 80	0.65 ± 0.15	≤ 40.0	1.30 ± 0.20	25
BH-BBT-1kv 85	80/100	≥ 85	0.65 ± 0.15	≤ 43.0	1.30 ± 0.20	25
BH-BBT-1kv 90	100	≥ 90	0.65 ± 0.15	≤ 45.0	1.30 ± 0.20	25
BH-BBT-1kv 100	100/120	≥ 100	0.65 ± 0.20	≤ 50.0	1.30 ± 0.20	25
BH-BBT-1kv 120	150	≥ 120	0.65 ± 0.20	≤ 60.0	1.30 ± 0.20	25
BH-BBT-1kv 150	180	≥ 150	0.65 ± 0.20	≤ 70.0	1.30 ± 0.20	25
BH-BBT-1kv 180	MAX	≥ 180	0.65 ± 0.30	≤ 90.0	1.30 ± 0.30	25
BH-BBT-1kv 210	MAX	≥ 210	0.65 ± 0.30	≤ 105.0	1.30 ± 0.30	25
BH-BBT-1kv 230	MAX	≥ 230	0.65 ± 0.30	≤ 115.0	1.30 ± 0.30	25
BH-BBT-1kv 250	MAX	≥ 250	0.65 ± 0.30	≤ 125.0	1.30 ± 0.30	25

BH-BBT-10kV

10kV heat shrink bus bar tubing

Features/Applications:

BH-BBT-10kV Made from specially formulated radiation crosslinked halogen free compounds. Thus it can provide high resistance to tracking and arcing. Used to enhance the insulation properties of bus-bar in switchgear and substation. Suitable for application in insulating medium voltage bus bars , cable terminations and joints up to 11KV to 24Kv.

- ◆ Electric stress relief
- ◆ Shrink ratio: 2.5:1
- ◆ Minimum shrink temperature: 85°C
- ◆ Minimum fully recovery temperature: 130°C
- ◆ Color: Red, Green, Yellow, Black



Technical Data

Property	Test Method	Typical Data
Tensile strength	ASTM D 2671	≥ 10.4MPa
Tensile strength after aging	ASTM D 2671/120°C, 168hrs.	≥ 7.3MPa
Longitudinal shrinkage	ASTM D 2671	0 to -10%
Elongation at break	ASTM D 2671	≥ 300%
Elongation at break after aging	ASTM D 2671/120°C, 168hrs.	≥ 100%
Dielectric strength	IEC 243	≥ 20KV/mm
Dielectric constant	IEC 250	3.0(max.)
Volume resistance	IEC 93	≥ 10 ¹⁴ Ω .cm
Flammability(Oxygen Index)	IEC 4589	≥ 25
Copper corrosion	ASTM D 2671	120°C, 168hrs ,no corrosion
Cold bend	ASTM D 2671	-40°C, 4hrs , no cracking
Water absorption	ISO 62/23°C, 14 days	<0.5%

Product Dimensions (mm)


Model	Application Bus Bar (Square/Round)	As supplied (mm)		After recovery (mm)		Packing
		I.D	W.T	I.D	W.T	M/Roll
BH-BBT-10kV 15/6	12/15	≥ 15	1.0 ± 0.30	≤ 6.0	2.5 ± 0.20	25
BH-BBT-10kV 20/8	20/15	≥ 20	1.0 ± 0.30	≤ 8.0	2.5 ± 0.20	25
BH-BBT-10kV 25/10	25/18	≥ 25	1.0 ± 0.30	≤ 10.0	2.5 ± 0.20	25
BH-BBT-10kV 30/12	30/20	≥ 30	1.0 ± 0.30	≤ 12.0	2.5 ± 0.20	25
BH-BBT-10kV 40/16	40/30	≥ 40	1.2 ± 0.30	≤ 16.0	2.8 ± 0.30	25
BH-BBT-10kV 50/20	50/35	≥ 50	1.2 ± 0.30	≤ 20.0	2.8 ± 0.30	25
BH-BBT-10kV 60/24	60/45	≥ 60	1.2 ± 0.30	≤ 24.0	2.8 ± 0.30	25
BH-BBT-10kV 65/26*	65/45	≥ 65	1.2 ± 0.30	≤ 26.0	2.8 ± 0.30	25
BH-BBT-10kV 70/28	70/50	≥ 70	1.2 ± 0.30	≤ 28.0	2.8 ± 0.30	25
BH-BBT-10kV 75/30*	75/50	≥ 75	1.2 ± 0.30	≤ 30.0	2.8 ± 0.30	25
BH-BBT-10kV 80/32	80/55	≥ 80	1.2 ± 0.30	≤ 32.0	2.8 ± 0.30	25
BH-BBT-10kV 85/34*	80/65	≥ 85	1.2 ± 0.30	≤ 34.0	2.8 ± 0.30	25
BH-BBT-10kV 100/40	100/75	≥ 100	1.2 ± 0.30	≤ 40.0	2.8 ± 0.30	25
BH-BBT-10kV 120/48	120/85	≥ 120	1.2 ± 0.30	≤ 48.0	2.8 ± 0.30	25
BH-BBT-10kV 150/60	150/105	≥ 150	1.2 ± 0.30	≤ 60.0	2.8 ± 0.30	25

BH-BBT-36KV

36KV heat shrink bus bar tubing

Features/Applications:

BH-BBT-36KV 36KV heat shrink bus bar tubing provides high resistance to tracking and arching and used to enhance the insulation properties of bus bar in switchgear and substation. Be suit to the trend of smaller switchcabinets. Be applied in bus duct for insulation among buses.



- ◆ Electric stress relief
- ◆ Shrink ratio: 2:1
- ◆ Minimum shrink temperature: 85°C
- ◆ Minimum fully recovery temperature: 130°C
- ◆ Color: Red, Green, Yellow, Black

Technical Data

Property	Test Method	Typical Data
Tensile strength	ASTM D 2671	≥ 10.4MPa
Tensile strength after aging	ASTM D 2671/120°C, 168hrs.	≥ 7.3MPa
Longitudinal shrinkage	ASTM D 2671	0 to -10%
Elongation at break	ASTM D 2671	≥ 300%
Elongation at break after aging	ASTM D 2671/120°C, 168hrs.	≥ 100%
Dielectric strength	IEC 243	≥ 20KV/mm
Dielectric constant	IEC 250	3.0(max.)
Volume resistance	IEC 93	≥ 10 ¹⁴ Ω .cm
Flammability(Oxygen Index)	IEC 4589	≥ 25
Copper corrosion	ASTM D 2671	120°C, 168hrs ,no corrosion
Cold bend	ASTM D 2671	-40°C, 4hrs , no cracking
Water absorption	ISO 62/23°C, 14 days	<0.5%

Product Dimensions (mm)

Model	Application Bus Bar (Square/Round)	As supplied (mm)		After recovery (mm)		Packing
		I.D	W.T	I.D	W.T	M/Roll
BH-BBT-36kV 15/7.5	12/15	15 ± 1.0	1.90 ± 0.20	≤ 7.5	4.0 ± 0.3	15
BH-BBT-36kV 20/10	20/15	20 ± 1.0	1.90 ± 0.20	≤ 10.0	4.0 ± 0.3	15
BH-BBT-36kV 30/15	30	30 ± 1.0	1.90 ± 0.50	≤ 15	4.0 ± 0.3	15
BH-BBT-36kV 36/18	30/40	36 ± 1.0	1.90 ± 0.50	≤ 18	4.0 ± 0.3	15
BH-BBT-36kV 40/20	40	40 ± 1.0	1.90 ± 0.50	≤ 20	4.0 ± 0.3	15
BH-BBT-36kV 50/25	50	50 ± 2.0	1.90 ± 0.50	≤ 25	4.0 ± 0.3	15
BH-BBT-36kV 60/30	60	60 ± 2.0	1.90 ± 0.50	≤ 30	4.0 ± 0.3	15
BH-BBT-36kV 65/32	60/70	65 ± 1.0	1.90 ± 0.50	≤ 33	4.0 ± 0.3	15
BH-BBT-36kV 70/36	70	70 ± 2.0	1.90 ± 0.50	≤ 36	4.0 ± 0.3	15
BH-BBT-36kV 75/38	70/80	75 ± 2.0	1.90 ± 0.50	≤ 38	4.0 ± 0.3	15
BH-BBT-36kV 80/40	80/100	80 ± 5.0	1.90 ± 0.50	≤ 40	4.0 ± 0.3	15
BH-BBT-36kV 100/50	100/120	100 ± 4.0	1.90 ± 0.50	≤ 50	4.0 ± 0.3	15
BH-BBT-36kV 120/60	150	120 ± 4.0	1.90 ± 0.50	≤ 60	4.0 ± 0.3	15
BH-BBT-36kV 150/75	180	150 ± 4.0	1.90 ± 0.50	≤ 75	4.0 ± 0.3	15
BH-BBT-36kV 180/90	MAX.	180 ± 5.0	1.90 ± 0.50	≤ 90	4.0 ± 0.3	15
BH-BBT-36kV 210/105	MAX.	210 ± 5.0	1.90 ± 0.50	≤ 105	4.0 ± 0.3	15
BH-BBT-36kV 230/115	MAX.	230 ± 5.0	1.90 ± 0.50	≤ 115	4.0 ± 0.3	15
BH-BBT-36kV 250/125	MAX.	250 ± 5.0	1.90 ± 0.50	≤ 125	4.0 ± 0.3	15
BH-BBT-36kV 300/150	MAX.	300 ± 5.0	1.90 ± 0.50	≤ 150	4.0 ± 0.3	15


BH-AT

ANTI TRACKING INSULATION TUBING

Features/Applications

Made from specially formulated radiation cross-linked polyolefin compounds. The high creep resistance and anti-tracking properties of the products provide maximum operational reliability. Used to provide insulation protection for cable terminal, load-break switches power circuit breakers, etc.

- ◆ Halogen free
- ◆ Minimum fully shrink temperature: 110°C



Technical Data

Property	Test Method	Typical Data
Tensile strength	ASTM D 638	≥ 8MPa
Elongation at break	ASTM D 638	≥ 300%
Longitudinal shrinkage	ASTM D 2671	0 to -10%
Tensile strength after aging	ASTM D 638/130°C, 168hrs.	≥ 6MPa
Elongation at break after aging	ASTM D 638/130°C, 168hrs.	≥ 230%
Dielectric strength	IEC 60243	≥ 25KV /mm
Tracking resistance	IEC 60586	3.75KV ,1hr, Pass
Dielectric constant	IEC 250	1A 35
Volume resistance	IEC 60093	≥ 10 ¹⁴ Ω . cm
Flammability(Oxygen Index)	IEC 93	≥ 25
Copper corrosion	ASTM D 2671	120°C, 168hrs ,no corrosion
Cold bend	ASTM D 2671	-40°C, 4hrs , no cracking

Product Dimensions (mm)

Normal size (mm)	As supplied (mm)	After recovered (mm)		Application Voltage
	Inside diameter (min.)	Inside diameter (Max.)	Wall thickness (Nom.)	
12月30日	30	12	2.2 ± 0.2	11KV
35/14	35	14	2.3 ± 0.2	
40/17	40	17	2.3 ± 0.2	
50/22	50	22	2.4 ± 0.2	
40/15	40	15	3.0 ± 0.2	24KV
60/29	60	29	3.0 ± 0.2	
50/19	50	19	3.0 ± 0.2	
55/24	55	24	3.2 ± 0.2	
60/26	60	26	3.2 ± 0.2	36K V
70/29	70	29	3.2 ± 0.2	
75/35	75	35	3.2 ± 0.2	
80/36	80	36	3.2 ± 0.2	
100/45	100	45	3.5 ± 0.2	

BH-GT

HIGH INSULATION TUBING

Features/Applications

BH-GT is made from radiation cross-linked polyolefin material.

Designed for applications to seal and protect power cable

Joints up to 36KV

- ◆ Minimum shrink temperature: 90°C
- ◆ Minimum fully recovery temperature: 110°C



Technical Data

Property	Test Method	Typical Data
Operating temperature	IEC 216	-40 to +110°C
Tensile strength	ASTM D2671	≥ 12MPa
Elongation at break	ASTM D2671	≥ 300%
Density	ASTM D792	1.10g/cm ³
Longitudinal shrinkage	UL224	0 to -10%
Dielectric strength	IEC243	≥ 20kV/mm
Volume resistance	IEC93	≥ 10 ¹⁴ Ω.cm
Dielectric constant	IEC250	3.0 (max)
Water absorption	ISO 62/23°C, 14days	<0.5%

Product Dimensions (mm)

Normal size (mm)	As supplied (mm)	After recovered (mm)		Tube Shape	Standard Length(mm)	Application Voltage
	Inside diameter (Min.)	Inside diameter (Max.)	Wall thickness (Nom.)			
30/12	30	12	3.2	O	1000-1220	11KV
35/14	35	14	3.2	O	1000-1220	
40/17	40	17	3.5	O	1000-1220	
45/18	45	18	3.5	O	1000-1220	
50/22	50	22	3.5	O	1000-1220	
55/25	55	25	3.5	O	1000-1220	
55/22	55	22	4	O	1000-1220	36KV
60/25	62	18	4	O	1000-1220	
65/26	66	18	4	O	1000-1220	
70/29	66	20	4.4	O	1000-1220	
80/35	75	25	5	O	1000-1220	
85/38	85	25	5	O	1000-1220	
90/39	95	30	5	O	1000-1220	
100/42	95	30	5	O	1000-1220	

*style "O" : round or oval, "—" : flattened shape


BH-SCT

SEMI-CONDUCTIVE HEAT SHRINKABLE TUBING

Features/Applications

BH-SCT Semi-conductive tubing is manufactured with radiation cross-linked conductive polyolefin and suitable for application in power cable accessory. Specially developed chemical formulation makes the tubing provide effective insulation screen on the high voltage cable connectors.

- ◆ Excellent / Good conductive performance
- ◆ Semi rigid, UV resistant
- ◆ Minimum shrink temperature: 100°C
- ◆ Minimum fully recovery temperature: 120°C
- ◆ Application up to 36kV
- ◆ Standard color: Black



Technical Data

Property	Test Method	Typical Data
Operating temperature	IEC 216	-40°C to +110°C
Tensile strength	ASTM D 638	≥ 13.5Mpa
Elongation at break	ASTM D 638	≥ 400%
Density	ASTM D792	1.05g/cm ³
Longitudinal shrinkage	UL224	0 to ± 5%
Volume resistance	IEC 93	≤ 10 ⁴ Ω .cm
Ultimate elongation after aging	ASTM D2671 (150°C/168hrs)	≥ 300%
Water absorption	ISO 62	≤ 0.15%

Product Dimensions (mm)

Normal size (mm)	As	After recovered (mm)		Style	Standard length (m/ea)
	Inside diameter	Inside diameter (Max.)	Total Wall thickness (Nom.)		
BH-SCT 33/8	33	8	2.4	O	1.0-1.5m
BH-SCT 40/12	40	12	2.5	O	1.0-1.5m
BH-SCT 55/16	55	16	2.8	O	1.0-1.5m
BH-SCT 75/22	75	22	3	O	1.0-1.5m
BH-SCT 95/25	95	30	3.1	O	1.0-1.5m
BH-SCT 120/34	120	34	3.2	O	1.0-1.5m
BH-SCT 140/42	140	42	3.3	O	1.0-1.5m
BH-SCT 180/58	180	58	3.3	O	1.0-1.5m

BH-SC100

STRESS CONTROL HEAT SHRINKABLE TUBING FOR 11-24KV
JOINTS AND TERMINATIONS

Features/Applications:

BH-SC100 is made from radiation cross-linked polyolefin material. The specially designed chemical formulation and carefully controlled manufacture technology makes the tube effectively control the high electrical stress present at insulation screen in termination and joint of power cables up to 11KV and 24KV.

- ◆ Electric stress relief
- ◆ Minimum shrink temperature: 100°C
- ◆ Minimum fully recovery temperature: 130°C



Technical Data

Property	Test Method	Typical Data
Tensile strength	ASTM D 638	≥ 10MPa
Elongation at break	ASTM D 638	≥ 300%
Heat Shock (200°C/30mins)	ESI09-13	No splitting, cracking dropping or flowing after 30 mins at 200°C
Dielectric constant	IEC 250	15~30
Volume Resistance	IEC 93	≥ 10 ⁹ Ω .cm
Low Temp Flexibility		No cracking after 4hrs at -20°C(max)
Water absorption	ISO 62	<1.0%
Longitudinal shrinkage	--	± 5%
Eccentricity	ASTM S 2671	<35%

Product Dimensions (mm)

Normal size	As supplied (mm)	After recovered (mm)	
	Inside diameter(Min.)	Inside diameter(Max.)	Wall thickness(Min.)
30/11	30	11	2.0
35/14	35	14	2.0
40/17	40	17	2.0
45/20	45	20	2.0
50/25	50	25	2.3
70/25	70	25	2.3
80/29	80	29	3.2
95/42	95	42	3.5
100/42	100	42	3.5
120/45	120	45	3.5

BH-SC360

STRESS CONTROL HEAT SHRINKABLE TUBING FOR 36KV
JOINTS AND TERMINATIONS

Features/Applications

BH-SC360 is made from radiation cross-linked polyolefin material, The specially designed chemical formulation and carefully controlled manufacture technology makes the tube effectively control the high electrical stress present at insulation termination of power cables up to 36KV.

- ◆ Electric stress relief
- ◆ Minimum shrink temperature: 100°C
- ◆ Minimum fully recovery temperature: 130°C



Technical Data

Property	Test Method	Typical Data
Tensile strength	ASTM D 638	≥ 10MPa
Elongation at break	ASTM D 638	≥ 300%
Heat Shock (200°C/30mins)	ES109-13	No splitting, cracking dropping or flowing after 30 mins at 200°C
Dielectric constant	IEC 250	30~55
Volume Resistance	IEC 93	≥ 10 ⁹ Ω .cm
Low Temp Flexibility		No cracking after 4hrs at -20°C(max)
Water absorption	ISO 62	<1.0%
Longitudinal shrinkage	--	± 5%
Eccentricity	ASTM S 2671	<35%

Product Dimensions (mm)


Normal size	As supplied (mm)	After recovered (mm)	
	Inside diameter(Min.)	Inside diameter(Max.)	Wall thickness(Min.)
45/20	45	20	2.5
55/24	55	24	3.2
70/29	70	29	3.2
85/29	85	29	3.5
95/42	95	42	3.5
100/42	100	42	3.5
120/45	120	45	3.5

BH-DWT

SEMI-CONDUCTING/INSULATION DOUBLE LAYER HEAT SHRINKABLE TUBING

Features/Applications

BH-DWT is dual wall heat shrinkable tubing. Which inner layer is made from insulation material to provide high insulation and the external layer is made from semi-conductive materials to provide electric shielding. The tubing manufactured with special technology, is very suitable for applications in power cable joints up to 36KV.



- ◆ Two layers
- ◆ Minimum shrink temperature: 110°C
- ◆ Minimum fully recovery temperature: 130°C

Technical Data

Property	Test Method	Typical Data
Inner Layer		
Tensile strength	ASTM D 2671	≥ 12MPa
Elongation at break	ASTM D 2671	≥ 300%
Water absorption	ISO 62	<0.5%
Volume resistance	IEC 93	≥ 10 ¹⁴ Ω .cm
Dielectric strength	IEC 243	≥ 20KV/mm
Density	ASTM D257-98	1.15g/cm ³
External Layer		
Tensile strength	ASTM D 638	≥ 14MPa
Elongation at break	ASTM D 638	≥ 300%
Water absorption	ISO 62	<0.5%
Volume resistance	IEC 93	<10 ⁴ Ω .cm
Density	ASTM D257-98	1.15g/cm ³

Product Dimensions (mm)

Normal size (mm)	As	After recovered (mm)		Inner insulation layer wall thickness (mm)	Standard length (m/spool)
	Inside diameter	Inside diameter (Max.)	Total Wall thickness (Nom.)		
BH-DWT 36/12	36	12	6.0	5.0	1000-1220
BH-DWT 45/15	45	15	6.0	5.0	1000-1220
BH-DWT 55/16	55	16	6.0	5.0	1000-1220
BH-DWT 62/18	62	18	6.5	5.5	1000-1220
BH-DWT 65/22	65	22	6.6	5.6	1000-1220
BH-DWT 73/26	73	26	6.6	5.6	1000-1220
BH-DWT 85/30	85	30	6.5	5.6	1000-1220
BH-DWT 100/38	100	38	6.6	5.6	1000-1220
BH-DWT 120/45	120	45	7.0	5.7	1000-1220
BH-DWT 140/50	140	50	7.0	5.7	1000-1220

BH-EDT

SEMI-CONDUCTING/ELASTOMERIC INSULATION DOUBLE LAYER HEAT SHRINKABLE TUBING

Features/Applications

BH-EDT is dual wall heat shrinkable tubing. Its inner layer is made from elastomeric insulation materials to provide high insulation and the external layer is made from semi-conductive materials to provide electric shielding. The tubing manufactured with special technology, is suitable for applications in power joints from 11KV to 36KV.

- ◆ Two layers
- ◆ Inner layer made from elastomer
- ◆ Minimum shrink temperature: 110°C
- ◆ Minimum fully recovery temperature: 130°C



Technical Data

Property	Test Method	Typical Data
Inner Layer		
Tensile strength	ASTM D 412	≥ 5MPa
Elongation at break	ASTM D 412	≥ 800%
Water absorption	ISO 62	< 0.5%
Volume resistance	IEC 93	≥ 10 ¹⁵ Ω .cm
Dielectric strength	IEC 243	≥ 28KV/mm
Density	ASTM D792	1.1g/cm3
External Layer		
Tensile strength	ASTM D 412	≥ 14MPa
Elongation at break	ASTM D 412	≥ 300%
Water absorption	ISO 62	< 0.5%
Volume resistance	IEC 93	< 10 ⁴ Ω .cm
Density	ASTM D792	1.15g/cm3

Product Dimensions (mm)

Normal size (mm)	As supplied (mm)	After recovered (mm)			Standard length
	Inside diameter (Min.)	Inside diameter	Total Wall thickness	Inner insulation layer wall thickness	
BH-EDT 37/13	37	13	11	8	1000mm
BH-EDT 46/17	46	17	12	9	1000mm
BH-EDT 54/21	54	21	13.5	10	1000mm
BH-EDT 66/26	66	26	13.5	10	1000mm
BH-EDT 82/26	82	26	13.5	10	1000mm
BH-EDT 78/34	78	34	13.5	10	1000mm
BH-EDT 88/34	88	34	13.5	10	1000mm
BH-EDT 95/42	95	42	13.5	10	1000mm
BH-EDT 115/53	115	53	13.5	10	1000mm
BH-EDT 125/62	125	62	14	10	1000mm

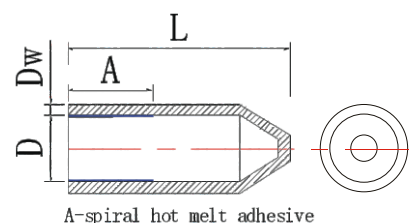

BH-SEC

HEAT SHRINKABLE CALBE END CAPS WITH SPIRAL ADHESIVE COATING

Features/Applications

BH-SEC offers an economical means of sealing the ends of power and control cables to ensure a watertight seal. The internal surface of the end caps has a layer of spiral coated hot melt adhesive, which retains its flexible properties after recovery. BH-SEC is recommended for use both in open air and on underground power distribution cables with PVC, lead or XLPE sheaths.

- ◆ Effectively offering protection against oxidation ozone, UV radiation, etc.
- ◆ Coated with hot melt adhesive to ensure environment seal
- ◆ Easily to fit over the cable end
- ◆ Protect power cable up to 1000V and telecommunication cable
- ◆ Material: thermally stabilized cross-linked polyolefin, coated with specially designed hot melt adhesive
- ◆ Minimum fully shrink temperature: 120°C



Technical Data

Property	Test Method	Typical Data
Operating temperature	IEC 216	-55°C to +110°C
Tensile strength	ASTM D 638	>14 MPa
Elongation at break	ASTM D 638	>400%
Density	ASTM D 792	1.05
Elongation at break after aging	150°C/168hrs	>300%
Dielectric strength	IEC 243	>15KV/mm
Volume resistance	IEC 93	>10 ¹⁴ Ω.cm

Product Dimensions (mm)

Model No.	As supplied (mm)		After recovered (mm)		
	D (Min)	A (± 10%)	D (Max.)	L (± 10%)	Dw (± 10%)
Standard length end caps					
BH-SEC 40-12/4	12	15	4	40	2.6
BH-SEC 45-14/5	14	18	5	45	2.2
BH-SEC 55-20/6	20	25	6	55	2.8
BH-SEC 68-25/8.5	25	30	8.5	68	2.8
BH-SEC 83-35/16	35	35	16	83	3.3
BH-SEC 83-40/16	40	35	16	83	3.3
BH-SEC 103-55/26	55	50	26	103	3.5
BH-SEC 120-75/36	75	55	36	120	4.0
BH-SEC 140-100/52	100	70	52	140	4.0
BH-SEC 150-120/60	120	70	60	150	4.0
BH-SEC 150-145/60	145	70	60	150	4.0
BH-SEC 150-160/82	160	70	80	150	4.2
BH-SEC 160-200/90	200	70	90	160	4.2
Extended length end cap					
BH-SEC 55L-14/5	14	30	5	55	2.2
BH-SEC 90L-42/15	42	40	15	110	3.3
BH-SEC 140L-55/23	55	70	23	140	3.8
BH-SEC 145L-62/23	62	70	23	140	3.8
BH-SEC 150L-75/36	75	70	36	150	4.0
BH-SEC 170L-75/36	75	70	36	170	4.2
BH-SEC 150L-105/45	105	65	45	150	4.0
*End cap with valve is available on request.					

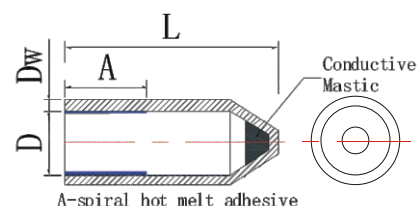

BH-CEC

HEAT SHRINKABLE CALBE END CAPS WITH SPIRAL ADHESIVE AND CONDUCTIVE MASTIC

Features/Applications:

BH-CEC heat shrinkable cable end caps with spiral adhesive and conductive mastic offers an economical means of sealing the ends of power and control cables to ensure a watertight seal. The internal surface of the end caps has a layer of spiral coated hot melt adhesive, which retains its flexible properties after recovery. BH-CEC is recommended for use both in open air and on underground power distribution cables with PVC, lead or XLPE sheaths.

- ◆ Effectively offering protection against oxidation, ozone, UV radiation, etc.
- ◆ Coated with hot melt adhesive to ensure environment seal
- ◆ Easily to fit over the cable end
- ◆ Protect power cable up to 1000V and telecommunication cable
- ◆ Material: thermally stabilized cross-linked polyolefin, coated with specially designed hot melt adhesive, conductive mastic
- ◆ Minimum fully shrink temperature: 120°C



Technical Data

Property	Test Method	Typical Data
Operating temperature	IEC 216	-55°C to +110°C
Tensile strength	ASTM D 638	>14 MPa
Elongation at break	ASTM D 638	>400%
Density	ASTM D 792	1.05
Elongation at break after aging	150°C/168hrs	>300%
Dielectric strength	IEC 243	>15KV/mm
Volume resistance	IEC 93	>10 ¹⁴ Ω.cm

Product Dimensions (mm)

Part Number	As supplied (mm)		After recovered (mm)			Conductive Mastic weight	Cable diameter(mm)
	D (Min.)	A (± 10%)	D (Max.)	L (± 10%)	Dw (± 20%)		
BH-CEC 120-25/8.5	25	30	8.5	120	2.8	8 ± 1g	10月20日
BH-CEC 130-42/15	42	40	15	130	3.3	11 ± 1g	25-48
BH-CEC140-55/23	55	70	23	140	3.8	20 ± 2g	25-55
BH-CEC 145-62/23	62	70	23	145	3.8	25 ± 2g	42-68
BH-CEC 150-75/32	75	70	32	150	3.8	30 ± 2g	45-68
BH-CEC 150L-75/36	75	70	36	150	4.2	30 ± 3g	45-68
BH-CEC-160-105/45	105	65	45	160	4	35 ± 4g	50-90

BH-LB

LOW VOLTAGE CABLE BREAKOUT

Features/Applications

Made from radiation cross-linked polyolefin and suitable for applications up to 1KV. The properties of electrically insulating, UV resistant and weatherproof makes BH-LB5 widely used in electric power industry to provide insulation and seal sealing over the crutch of multi-core cables.

- ◆ 2,3,4,5 cores
- ◆ Minimum shrink temperature: 110°C
- ◆ Minimum fully recovery temperature: 130°C
- ◆ Standard color: black



Technical Data

Property	Test Method	Typical Data
Operating temperature	IEC 216	-55°C to +110°C
Tensile strength	ASTM D 2671	13 MPa Min
Tensile strength after thermal aging	ASTM D 2671 (120°C/168hrs)	10 MPa Min
Elongation at break	ASTM D 2671	300% Min
Elongation at break after thermal aging	ASTM D 2671 (120°C/168hrs)	250% Min
Dielectric strength	IEC 243	15KV/mm Min
Volume resistance	IEC 93	10 ¹³ Ω .cm Min
Water absorption	ISO62	1% Max

Product Dimensions (mm/inch)

Cores	model	Applicable cable (mm ²)	As supplied(mm)						Typical Data			
			Skirt			Finger			Skirt		Finger	
			D1 (Min.)	W1(±10%)	Length	D2 (Min.)	W2(± 10%)	Length	D1 (Min.)	W1(±10%)	D2 (Min.)	W2(± 10%)
2	BH-LB2.0	10-16	33	2.0	69	10	1.5	38	11	2.5	2.5	2.2
	BH-LB2.1	25-50	48	2.0	70	15	1.5	45	19	2.5	5	2.2
	BH-LB2.2	70-120	65	2.5	85	20	1.8	50	22	3.0	8	2.5
	BH-LB2.3	150-200	98	2.5	85	38	1.8	52	37	3.0	13.5	2.5
3	BH-LB3.00	6-10	36	2.2	85	17	2.0	55	20	2.9	5	2.5
	BH-LB3.0	10-16	50	2.8	105	25	2.5	65	26	3.3	6.5	2.8
	BH-LB3.1	25-50	75	2.8	115	32	2.5	70	35	3.3	10	3.0
	BH-LB3.2	70-120	86	2.8	125	40	2.5	75	40	3.3	13.5	3.0
	BH-LB3.3	150-200	112	2.8	135	50	2.5	75	58	3.5	17	3.2
	BH-LB3.4	300	138	4.0	130	63	3.0	90	70	4.8	24	3.8
4	BH-LB4.0	10-16	40	2.2	95	15	1.8	52	22	3.0	5	2.6
	BH-LB4.1	25-50	40	2.5	100	17	2.2	58	25	3.2	5	2.8
	BH-LB4.2	70-120	60	2.8	120	24	2.5	65	33	3.5	7	3.0
	BH-LB4.3	150-200	70	2.5	130	34	2.2	68	37	3.2	11	2.8
	BH-LB4.4	300	80	2.3	128	38	2.0	66	42	3.2	11.5	2.8
5	BH-LB5.0	10-16	40	2.2	80	13	1.8	48	21	3.0	4	2.6
	BH-LB5.1	25-50	48	2.5	95	17	2.2	65	26	3.2	5.5	2.8
	BH-LB5.2	70-120	80	2.2	105	25	1.8	75	33	3.0	9	2.6
	BH-LB5.3	150-200	93	2.3	115	33	1.8	78	45	3.1	11	2.6

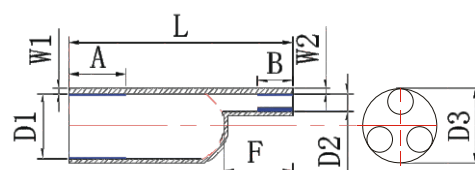
BH-MB3

3 CORES MEDIUM VOLTAGE CABLE BREAKOUT

Features/Applications

Made from radiation crosslinked polyolefin. The specially designed formulation makes the boots have excellent performance of electrically insulating, anti-tracking, UV resistant, weather proof and flame retardant. They can be safely used in protecting cable termination up to 36KV against Flashover

- ◆ Minimum shrink temperature: 100°C
- ◆ Minimum fully recovery temperature: 120°C
- ◆ Standard color: Red
- ◆ Coating: anti-track and weather resistant mastic



Anti-track red mastic
A-50mm, B-25mm

Technical Data

Property	Test Method	Typical Data
Operating temperature	IEC 216	-55°C to +105°C
Tensile strength	ASTM D 2671	8 MPa Min
Tensile strength after thermal aging	ASTM D 2671 (120°C/168hrs)	7 MPa Min
Elongation at break	ASTM D 2671	300% Min
Elongation at break after thermal aging	ASTM D 2671 (120°C/168hrs)	200% Min
Dielectric strength	IEC 243	20KV/mm Min
Volume resistance	IEC 93	10 ¹³ Ω.cm Min
Water absorption	ISO62	1% Max
Resistance to tracking	ASTM D 2303	No tracking

Product Dimensions (mm/inch)

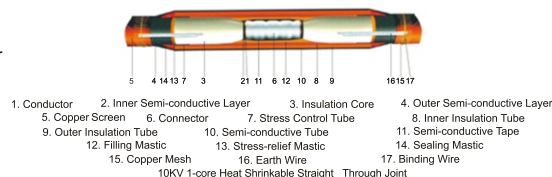
Part Number	As supplied (mm)		After recovered (mm)						
	D1 (Min.)	D2 (Min.)	D1 (Max.)	D2 (Max.)	D3 (mm.)	L (± 10%)	F (± 10%)	W1 (± 10%)	W2 (± 10%)
BH-MB320 60/24	60	25	24	8	29	180	45	3	2.5
BH-MB330 80/36	80	35	38	11	44	210	57	4	4
BH-MB340 110/48	110	46	50	17.5	56	250	65	4	4
BH-MB350 125/55	125	55	57	20	63	260	57	4	4
BH-MB360 140/68	140	62	70	26	76	280	70	4	4
BH-MB370 170/75	170	75	77	28	85	280	80	4	4

BH-HJK

Heat shrink joint kit 1-36KV

Features/Applications

BH-HJK heat shrink joint kit is suitable for 1 or 3-core XLPE cable (1–36kV). The joint body is made of advanced liquid silicone rubber with integrated stress control. This design vouches for the best possible interface, thereby greatly minimizing partial discharge and improving its performance during operation. The joint kit includes all the necessary components to make the installation.



- ◆ Simple and fast installation
- ◆ Sealing tight, high rebound even after prolonged years of aging and exposure

Product Specification

Voltage U0/U (Um)	Cores	Cable Cross Section /mm ²	Product No.
18/30kV (36)	1, 3	35–50	18/30kV--BH-HJ-1/1(3/1)
		70–120	18/30kV--BH-HJ-1/2(3/2)
		150–240	18/30kV--BH-HJ-1/3(3/3)
		300–400	18/30kV--BH-HJ-1/4(3/4)
		500–630	18/30kV--BH-HJ-1/5(3/5)
12/20kV (24)	1, 3	35–50	12/20kV--BH-HJ-1/1(3/1)
		70–120	12/20kV--BH-HJ-1/2(3/2)
		150–240	12/20kV--BH-HJ-1/3(3/3)
		300–400	12/20kV--BH-HJ-1/4(3/4)
		500–630	12/20kV--BH-HJ-1/5(3/5)
8.7/15kV(17.5)	1, 3	25–50	8.7/15kV--BH-HJ-1/1(3/1)
		70–120	8.7/15kV--BH-HJ-1/2(3/2)
		150–240	8.7/15kV--BH-HJ-1/3(3/3)
		300–400	8.7/15kV--BH-HJ-1/4(3/4)
		500–630	8.7/15kV--BH-HJ-1/5(3/5)
6/10kV(12)	1, 3	50–70	6/10kV--BH-HJ-1/1(3/1)
		95–150	6/10kV--BH-HJ-1/2(3/2)
		185–300	6/10kV--BH-HJ-1/3(3/3)
		400–500	6/10kV--BH-HJ-1/4(3/4)
		630	6/10kV--BH-HJ-1/4(3/4)
0.6/1kV(1.2)	1, 2, 3, 4, 5	4–6	0.6/1kV--BH-HJ-1(2,3,4,5)/-1
		10–16	0.6/1kV--BH-HJ-1(2,3,4,5)/0
		25–50	0.6/1kV--BH-HJ-1(2,3,4,5)/1
		70–120	0.6/1kV--BH-HJ-1(2,3,4,5)/2
		150–240	0.6/1kV--BH-HJ-1(2,3,4,5)/3
		300–400	0.6/1kV--BH-HJ-1(2,3,4,5)/4

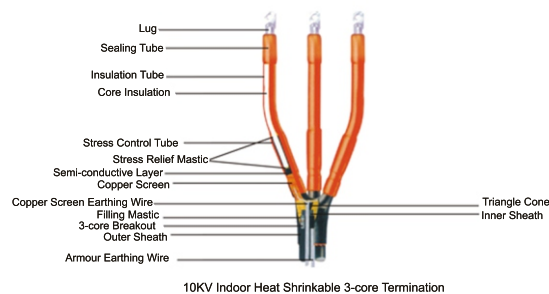
BH-HTK

Heat shrink termination kit 1-36KV

Features/Applications

BH-HTK heat shrink termination kit is available for indoor & outdoor applications for single core and 3-core XLPE & PILLC cables up to 36kV. The termination kit includes all the necessary components to make the installation.

- ◆ Simple and fast installation
- ◆ One-piece design with integrated stress control
- ◆ Offering protection against aging, tracking and erosion
- ◆ High resistance to fungus, acid, alkalis and ozone
- ◆ Accommodating a wide range of cable sizes



Product Specification

Voltage U0/U (Um)	Cores	Cross Section/mm ²	Product No.	
			Indoor Termination	Outdoor Termination
18/30kV(36)	3, 1	35-50	18/30kV BH-HTI-3/1(1/1)	18/30kV BH-HTO-3/1(1/1)
		70-120	18/30kV BH-HTI-3/2(1/2)	18/30kV BH-HTO-3/2(1/2)
		150-240	18/30kV BH-HTI-3/3(1/3)	18/30kV BH-HTO-3/3(1/3)
		300-400	18/30kV BH-HTI-3/4(1/4)	18/30kV BH-HTO-3/4(1/4)
		500-630	18/30kV BH-HTI-3/5(1/5)	18/30kV BH-HTO-3/5(1/5)
12/20kV(24)	3, 1	35-50	12/20kV BH-HTI-3/1(1/1)	12/20kV BH-HTO-3/1(1/1)
		70-120	12/20kV BH-HTI-3/2(1/2)	12/20kV BH-HTO-3/2(1/2)
		150-240	12/20kV BH-HTI-3/3(1/3)	12/20kV BH-HTO-3/3(1/3)
		300-400	12/20kV BH-HTI-3/4(1/4)	12/20kV BH-HTO-3/4(1/4)
		500-630	12/20kV BH-HTI-3/5(1/5)	12/20kV BH-HTO-3/5(1/5)
8.7/15kV(17.5)	3, 1	25-50	8.7/15kV BH-HTI-3/1(1/1)	8.7/15kV BH-HTO-3/1(1/1)
		70-120	8.7/15kV BH-HTI-3/2(1/2)	8.7/15kV BH-HTO-3/2(1/2)
		150-240	8.7/15kV BH-HTI-3/3(1/3)	8.7/15kV BH-HTO-3/3(1/3)
		300-400	8.7/15kV BH-HTI-3/4(1/4)	8.7/15kV BH-HTO-3/4(1/4)
		500-630	8.7/15kV BH-HTI-3/5(1/5)	8.7/15kV BH-HTO-3/5(1/5)
6/10kV(12)	3, 1	25-50	6/10kV BH-HTI-3/1(1/1)	6/10kV BH-HTO-3/1(1/1)
		70-120	6/10kV BH-HTI-3/2(1/2)	6/10kV BH-HTO-3/2(1/2)
		150-240	6/10kV BH-HTI-3/3(1/3)	6/10kV BH-HTO-3/3(1/3)
		300-400	6/10kV BH-HTI-3/4(1/4)	6/10kV BH-HTO-3/4(1/4)
		500-630	6/10kV BH-HTI-3/5(1/5)	6/10kV BH-HTO-3/5(1/5)
0.6/1kV(1.2)	4, 5, 3, 2, 1	4-6	0.6/1kV BH-HT-4(5,3,2,1)/(-1)	
		10-16	0.6/1kV BH-HT-4(5,3,2,1)/0	
		25-50	0.6/1kV BH-HT-4(5,3,2,1)/1	
		70-120	0.6/1kV BH-HT-4(5,3,2,1)/2	
		150-240	0.6/1kV BH-HT-4(5,3,2,1)/3	
		300-400	0.6/1kV BH-HT-4(5,3,2,1)/4	

BH-RSW

Cable Repair Sleeve

Features/Applications

BH-RSW Cable Repair Sleeve which provides exceptional benefits in the repair and retrofit protection of aging cable infrastructures without disconnection of service. Provides excellent corrosion protection, UV and weather resistance makes it also ideal for LV cable joint outer protection.



- ◆ Reduces total installed costs by 80%, eliminates system downtime during installation
- ◆ Provides moisture proof seal with a fully encapsulating hot melt adhesive
- ◆ Offers quick and easy application using an innovative closure mechanism
- ◆ Minimum fully recovery temperature: 120°C
- ◆ Standard color: Black

Technical Data

Property	Test Method	Typical Data
Tensile Strength	ISO 37	17 MPa min.
Ultimate Elongation	ISO 37	350% min.
Density	ISO 1183 Method A	1.0 - 1.2 g/cm ³
Hardness	ISO 868	50 - 70 D
Accelerated Aging	7 days at 150°C ± 2°C ISO 188	
	Tensile Strength ISO 37	14 MPa min.
	Ultimate Elongation ISO 37	300% min.
Thermal Endurance	IEC 60216	120°C
Low Temperature Flexibility	4 hours at - 40°C ± 3°C	No cracking
	ASTM D2671 Procedure C	
Dielectric Strength	IEC 60243	1 mm 180kV/cm
		min. 3.5 mm
		120kV/cm min.
Volume Resistivity	IEC 60093	1 x 10 ¹⁵ Ω cm min.
Dielectric Constant	IEC 60250	5 max.
Water Absorption	14 days at 23°C ± 2°C ISO 62 Method	0.5% max.
Resistance to Liquids	7 days in transformer oil	
	at 23°C ± 2°C (VDE 0370) ISO 1817	
	Tensile Strength ISO 37	14 MPa min.
	Ultimate Elongation ISO 37	300% min.
Resistance to Fungi	ASTM G21	Pass Rating 1

Product Dimensions (mm)

Model No.	As supplied Min. Id (mm)	After covered Max Id (mm)	Standard Length (mm)	Application for cable OD (mm)
BH-RSW 28/6-500	22	6	500	7 ~ 15
BH-RSW 36/10-500	36	10	500	12 ~ 20
BH-RSW 50/15-600	50	15	600	20 ~ 40
BH-RSW 60/18-700	60	18	700	30 ~ 50
BH-RSW 70/22-800	70	22	800	35 ~ 60
BH-RSW 80/25-900	80	25	900	40 ~ 70
BH-RSW 100/30-900	100	30	900	50 ~ 90
BH-RSW 135/35-900	135	38	900	60 ~ 120
BH-RSW 164/45-900	164	45	900	80 ~ 150
BH-RSW 185/55-900	185	55	900	90 ~ 170
BH-RSW 200/60-900	200	60	900	100 ~ 180
BH-RSW 220/65-900	220	65	900	120 ~ 210
BH-RSW 240/70-1000	240	70	1000	130 ~ 220
BH-RSW 260/75-1000	260	75	1000	150 ~ 240
BH-RSW 280/80-1000	280	80	1000	180 ~ 260
BH-RSW 300/85-1000	300	85	1000	200 ~ 280

Remarks:

1. Special size, cut pieces are available on request;
2. Accessories: Heat shrinkable sleeve, cleaning tissue, aluminum foil, sandper.

BH-CJK

Cold shrink joint kit 1-36KV

Features/Applications

BH-CJK cold shrink joint kit is suitable for 1 or 3-core XLPE cable with Al or Cu conductor (1–36kV). The joint body is made of advanced liquid silicone rubber with integrated stress control. This design vouches for the best possible interface, thereby greatly minimizing partial discharge and improving its performance during operation. The joint kit includes all the necessary components to make the installation.



- ◆ Simple and fast installation, no tools required
- ◆ Sealing tight, high rebound even after prolonged years of aging and exposure
- ◆ No mastic or tape required. No torches or heat required
- ◆ Resists fungus, water, acids, alkalis and ozone

Product Specification

Voltage U ₀ /U (Um)	Cores	Cable Cross Section/mm ²	Diameter over Insulation/mm	Product No.
26/35kV (36)	1, 3	35–50	22–28	18/30kV--BH-CJ-1/1(3/1)
		70–120	26.5–33	18/30kV--BH-CJ-1/2(3/2)
		150–240	31.5–39	18/30kV--BH-CJ-1/3(3/3)
		300–400	35.5–43	18/30kV--BH-CJ-1/4(3/4)
		500–630	40.5–49	18/30kV--BH-CJ-1/5(3/5)
12/20kV (24)	1, 3	25–50	18–22.5	12/20kV--BH-CJ-1/1(3/1)
		70–120	21–26.5	12/20kV--BH-CJ-1/2(3/2)
		150–240	25.5–32	12/20kV--BH-CJ-1/3(3/3)
		300–400	32.5–37	12/20kV--BH-CJ-1/4(3/4)
		500–630	39–44.5	12/20kV--BH-CJ-1/5(3/5)
8.7/15kV(17.5)	1, 3	25–50	16–19.5	8.7/15kV--BH-CJ-1/1(3/1)
		70–120	19–27.5	8.7/15kV--BH-CJ-1/2(3/2)
		150–240	23.5–30	8.7/15kV--BH-CJ-1/3(3/3)
		300–400	30.5–35	8.7/15kV--BH-CJ-1/4(3/4)
		500–630	37–42.3	8.7/15kV--BH-CJ-1/5(3/5)
6/10kV(12)	1, 3	50–70	16–19.5	6/10kV--BH-CJ-1/1(3/1)
		95–150	19–24.5	6/10kV--BH-CJ-1/2(3/2)
		185–300	23.5–30	6/10kV--BH-CJ-1/3(3/3)
		400–500	30.5–38	6/10kV--BH-CJ-1/4(3/4)
		630	37–42.3	6/10kV--BH-CJ-1/4(3/4)
0.6/1kV(1.2)	1, 3, 4, 5	25–50	—	0.6/1kV--BH-CJ-1(3,4,5)/1
		70–120		0.6/1kV--BH-CJ-1(3,4,5)/2
		150–240		0.6/1kV--BH-CJ-1(3,4,5)/3
		300–400		0.6/1kV--BH-CJ-1(3,4,5)/4

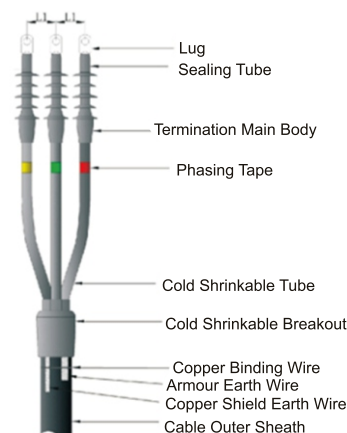
BH-CTK

Cold shrink termination kit 1-36KV

Features/Applications




BH-CTK cold shrink termination kit is available for indoor & outdoor applications for single core and 3-core cables up to 36kV. The termination is one-piece design manufactured from high quality liquid silicone rubber. The cold shrink termination is factory expanded on a removable inner-supporting core. Once the termination is positioned onto the cable core, the supporting core is unwound and removed, and the live-memory action of the material shrinks the termination into place. The termination kit includes all the necessary components to make the installation.

- ◆ Simple and fast installation, no heat or special tools required
- ◆ One-piece design with integrated stress control
- ◆ Offering protection against aging, tracking and erosion
- ◆ High resistance to fungus, acid, alkalis and ozone
- ◆ Accommodating a wide range of cable sizes





Product Specification

Voltage U0/U (Um)	Cores	Cable Cross Section /mm ²	Diameter over insulation/mm	Product No.
18/30kV (36)	1, 3 Indoor	35-50	22-27	18/30kV-BH-CTI-1/1(3/1)
		70-185	27.5-35	18/30kV-BH-CTI-1/2(3/2)
		240-500	35.5-46	18/30kV-BH-CTI-1/3(3/3)
		630	46.5-55	18/30kV-BH-CTI-1/4(3/4)
	1, 3 Outdoor	35-50	22-27	18/30kV-BH-CTO-1/1(3/1)
		70-185	27.5-35	18/30kV-BH-CTO-1/2(3/2)
		240-500	35.5-46	18/30kV-BH-CTO-1/3(3/3)
		630	46.5-55	18/30kV-BH-CTO-1/4(3/4)
12/20kV (24)	1, 3 Indoor	25-50	18-21.5	12/20kV-BH-CTI-1/1(3/1)
		70-120	21-26.5	12/20kV-BH-CTI-1/2(3/2)
		150-240	25.5-32	12/20kV-BH-CTI-1/3(3/3)
		300-400	32.5-37	12/20kV-BH-CTI-1/4(3/4)
		500-630	39-44.3	12/20kV-BH-CTI-1/5(3/5)
	1, 3 Outdoor	25-50	16-22	12/20kV-BH-CTO-1/1(3/1)
		70-120	20-27	12/20kV-BH-CTO-1/2(3/2)
		150-240	24-32	12/20kV-BH-CTO-1/3(3/3)
		300-400	30-37	12/20kV-BH-CTO-1/4(3/4)
		500-630	39-44.3	12/20kV-BH-CTO-1/5(3/5)
8.7/15kV (17.5)	1, 3 Indoor	25-50	16-19.5	8.7/15kV-BH-CTI-1/1(3/1)
		70-120	19-24.5	8.7/15kV-BH-CTI-1/2(3/2)
		150-240	23-30	8.7/15kV-BH-CTI-1/3(3/3)
		300-400	30.5-35	8.7/15kV-BH-CTI-1/4(3/4)
		500-630	37-42.3	8.7/15kV-BH-CTI-1/5(3/5)
	1, 3 Outdoor	25-50	16-19.5	8.7/15kV-BH-CTO-1/1(3/1)
		70-120	19-24.5	8.7/15kV-BH-CTO-1/2(3/2)
		150-240	23-30	8.7/15kV-BH-CTO-1/3(3/3)
		300-400	30.5-35	8.7/15kV-BH-CTO-1/4(3/4)
		500-630	37-42.3	8.7/15kV-BH-CTO-1/5(3/5)
6/10kV (12)	1, 3 Indoor	50-70	16-19.5	6/10kV-BH-CTI-1/1(3/1)
		95-150	19-24.5	6/10kV-BH-CTI-1/2(3/2)
		185-300	23.5-30	6/10kV-BH-CTI-1/3(3/3)
		400-500	30.5-35	6/10kV-BH-CTI-1/4(3/4)
		630	37-42.3	6/10kV-BH-CTI-1/5(3/5)
	1, 3 Outdoor	50-70	16-19.5	6/10kV-BH-CTO-1/1(3/1)
		95-150	19-24.5	6/10kV-BH-CTO-1/2(3/2)
		185-300	23.5-30	6/10kV-BH-CTO-1/3(3/3)
		400-500	30.5-35	6/10kV-BH-CTO-1/4(3/4)
		630	37-42.3	6/10kV-BH-CTO-1/5(3/5)
0.6/1kV (1.2)	1,3,4,5 Indoor or outdoor	25-50	-	0.6/1kV-BH-CT-1(3,4,5)/1
		70-120		0.6/1kV-BH-CT-1(3,4,5)/2
		150-240		0.6/1kV-BH-CT-1(3,4,5)/3
		300-400		0.6/1kV-BH-CT-1(3,4,5)/4



FLYPOWER
Heat Shrinkable Products

OTHER PRODUCTS



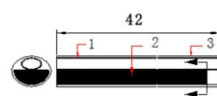
BH-FSP

Single heat shrinkable fiber optic splice protector

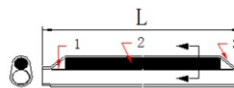
Features/Applications

BH-FSP single heat shrinkable fiber optic splice protector is consist of cross linked polyolefin, hot fusion tubing and stainless reinforcing steel rod, keep optic transmission properties of optical fiber, provide strength and protection to optical fiber splices.

- ◆ Easily use and avoid any damaged to the optical fiber during installation
- ◆ Clear sleeve make it easy to detect splice before shrinkage
- ◆ Sealing structure make the splice free from effect of temperature and humidity from environment
- ◆ Operating temperature: -45°C to $+100^{\circ}\text{C}$
- ◆ Minimum fully recovery temperature: 120°C
- ◆ Colors: Transparent, other colors available on request



Ribbon multiple fiber optic splice protector



1. Fusion tube
2. Stainless steel rod(Ribbon is Ceramic or Quart Rod)
3. Heat shrinkable tube

Technical Data

Property	Test Method	Typical Data
Tensile strength	ASTM D 2671	$\geq 18 \text{ MPa}$
Ultimate elongation	ASTM D 2671	700%
Density	ISO R 1183 D	$0.94\text{g}/\text{cm}^3$
Dielectric strength	IEC 243	20KV/mm
Dielectric constant	IEC 243	2.5 max.
Longitudinal change	ASTM D2671	$\pm 5\%$

Product Dimensions (mm)

Model No.	Splice Protection Sleeve (After Shrinking)		Fusion tube		Steel Rod		Packing (pcs/bag)
	O.D ($\pm 0.2\text{mm}$)	Length ($\pm 1\text{mm}$)	I.D ($\pm 0.1\text{mm}$)	Length ($\pm 1\text{mm}$)	O.D ($\pm 0.1\text{mm}$)	Length ($\pm 1\text{mm}$)	
BH-FSP-60/1.5	3.0	60	1.4	60	1.5	55	100
BH-FSP-45/1.5	3.0	45	1.4	45	1.5	40	100
BH-FSP-40/1.5	3.0	40	1.4	45	1.5	35	100
BH-FSP-25/1.5	3.0	25	1.4	25	1.5	20	100
BH-FSP-62/1.2	2.6	62	1.4	62	1.2	55	100
BH-FSP-60/1.2	2.6	60	1.4	60	1.2	55	100
BH-FSP-45/1.2	2.6	45	1.4	45	1.2	40	100
BH-FSP-40/1.2	2.6	40	1.4	45	1.2	35	100
BH-FSP-25/1.2	2.6	25	1.4	25	1.2	20	100
BH-FSP-60/1.0	2.4	61	1.4	61	1.0	57	100
BH-FSP-45/1.0	2.4	45	1.4	45	1.0	41	100
BH-FSP-40/1.0	2.4	40	1.4	40	1.0	35	100
BH-FSP-30/1.0	2.4	30	1.4	30	1.0	25	100
BH-FSP-25/1.0	2.4	25	1.4	25	1.0	21	100
BH-FSP 40/0.8	2.2	40	1.4	40	0.8	40	100
BH-FSP 25/0.8	2.2	25	1.4	25	0.8	25	100
BH-FSP 18/0.8	2.2	18	1.4	18	0.8	18	100
BH-FSP 40/0.5	1.3	40	0.35	40	0.5	40	100
BH-FSP 25/0.5	1.3	25	0.35	25	0.5	25	100
BH-FSP 18/0.5	1.3	18	0.35	18	0.5	18	100
BH-FSP 15/0.5	1.3	15	0.35	15	0.5	15	100
BH-FSP 10/0.5	1.3	10	0.35	10	0.5	10	100


Other lengths and sizes are available on request.

BH-FOCT

Fiber optic closure heat shrink tubing

Features/Applications

BH-FOCT Fiber optic closure heat shrink tubing is made of medium wall heat shrinkable tube, The internal surface is with a layer of spiral or strength coated hot melt adhesive. Out layer provide reliable protection. High quality hot melt adhesive provide excellent watertight and prevent leaking from terminal box. Mainly use for fiber optic closure (terminal box).



- ◆ Resistant to UV-radiation, High electrical insulation
- ◆ Superior mechanical property
- ◆ Temperature sensitive paint for easy operation
- ◆ One inside end without adhesive for fixing cable position
- ◆ Chemical Resistant to Liquid of 70% Isooctane and 30% Toluene for 168 hours (70/30,Isooctane/Toluene)
- ◆ Operating temperature: -55°C~110°C
- ◆ Minimum shrink temperature: 80°C
- ◆ Minimum fully recovery temperature: 120°C
- ◆ Standard color: Black

Technical Data

Property	Test Method	Typical Data
Tensile strength	ASTM D 2671	≥ 14Mpa
Tensile strength after aging (150°C/168hrs.)	ASTM D 2671	≥ 12MPa
Elongation at break	ASTM D 2671	≥ 400%
Elongation at break after aging (150°C/168hrs.)	ASTM D 2671	≥ 300%
Density	ASTM D 792	1.05g/cm ³
Longitudinal shrinkage	UL 224	0 to -10%
Dielectric strength	IEC 243	≥ 20kV/mm
Volume resistance	IEC 93	> 10 ¹⁴ Ω.cm
Eccentricity	ASTM D 2671	< 30%
Copper stability	ASTM D 2671	Pass
Resistance to stress cracking (50°C)	ASTM D 1693	No cracking
Water absorption (23°C/14days)	ISO 62	< 0.15%

Product Dimensions (mm)

Model	As supplied	After recovered (mm)		Standard Length
	ID(Min)	ID(Max.)	Thickness	
BH-FOCT 33/8	33	8	2.5	150,200,250mm
BH-FOCT 40/12	40	12	2.5	150,200,250mm
BH-FOCT 55/16	55	16	2.7	150,200,250mm
BH-FOCT 65/19	65	19	2.8	150,200,250mm
BH-FOCT 75/22	75	22	3	150,200,250mm
BH-FOCT 85/25	85	25	3	150,200,250mm
BH-FOCT 95/25	95	25	3	150,200,250mm
BH-FOCT 115/34	115	34	3	150,200,250mm
BH-FOCT 140/42	140	42	3	150,200,250mm

Remarks:

1. Special size, cut length are available on request;
2. The Fiber optic Closure mainly has the following style:
 - 2.1 The tubing spreads with strength or spiral adhesive coating inside;
 - 2.2 The tubing is coating with high temperature sensitive paint or not.

BH-BCS

Heat shrinkable crimp splice connector

Features/Applications

BH-BCS Heat shrinkable crimp splices protects splices from water and corrosion. Providing strain relief and against vibration in rugged environments, which excellently insulates and protects electronic connections. It offer long-term performance, easy installation, and a low installed cost, which is more reliable than conventional crimp terminals.



- ◆ Shrink ratio: 3:1
- ◆ Polyamide hot-melt adhesive provides excellent waterproof property
- ◆ Excellent stretch and mechanical damage resistance
- ◆ Ideally translucent provides tensile strength
- ◆ High elasticity keeps steady performance
- ◆ Operating temperature: -55°C~125°C
- ◆ Minimum shrink temperature: 110°C
- ◆ Standard color: Clear, Red, Yellow, Blue

Technical Data

Property	Test Method	Typical Data
Tensile strength	ASTM D 2671	26MPa(min)
Elongation at break	ASTM D 2671	500%(min)
Longitudinal shrinkage	UL224	0 to -10%
Heat shock	250°C,4hrs	No cracking, flowing of out wall
Heat resistance	165+5°C/168 hrs	No cracking, flowing of out wall
Cold bend -40°C,1hr	ASTM D 2671	No cracking
Voltage withstand AC 2500V, 60seconds	ASTM D 2671	No breakdown
Volume resistance	ASTM D 876	10 ¹⁴ Ω.cm
Copper corrosion(158°C,168hrs.)	UL224	Pass
Water absorption	ASTM D 570	<0.5%
Fluid resistance(23 °C/ 24 hrs)	ASTM D 2671	Good to excellent
Specific gravity		0.96
Dielectric strength	ASTM D 2671	32KV/mm

Product Dimensions (mm)

Order ref. Number	Tubing ID	Brass ID	length (mm)	Wire		Package
				A.W.G.(MM2)	Standard color	
BH-BCS-1	4.7	1.7	35	22-18(0.5-1.0)	Red	100pcs/bag
BH-BCS-2	5.7	2.4	35	16-14(1.5-2.5)	Blue	100pcs/bag
BH-BCS-3	6.7	3.6	42	12-10(4.0-6.0)	Yellow	100pcs/bag

BH-STG

General solder ring wire splice heat shrinkable tubing

Features/Applications:

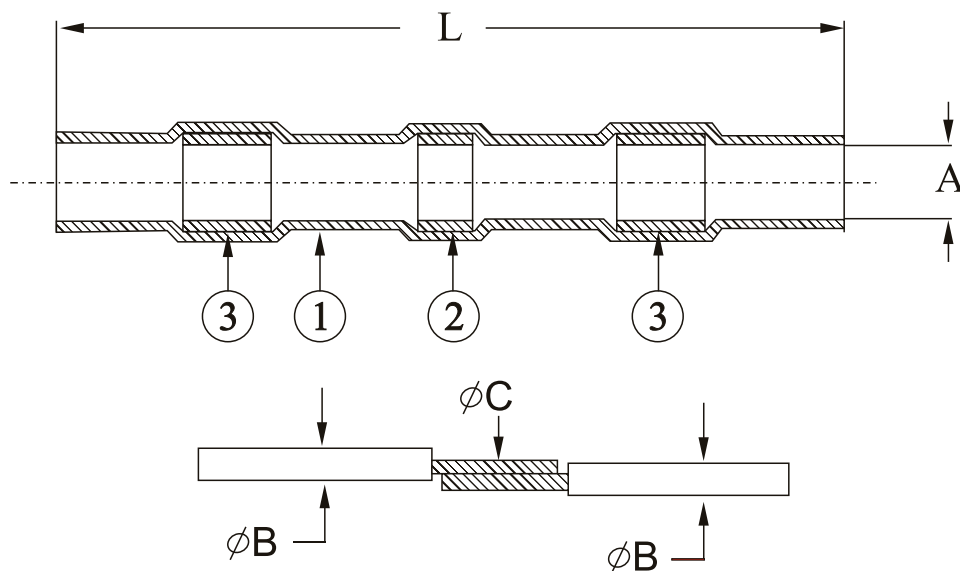
BH-STG general solder ring wire splice heat shrinkable tubing, One piece design, it consists of transparent heat shrinkable tubing and fluxed solder. Provides insulation, inspection, strain relief and water proof. Makes installation easily and lower the installed cost. Color hot-melt glue on two ends of heat shrinkable tube, it very convenience to use exact wire dimension.



- ◆ Shrink ratio 2:1
- ◆ Waterproof wiring splices
- ◆ Transparent tubing provides precise inspection, easy control soldering process
- ◆ Operating temperature range: $-55^{\circ}\text{C} \sim +125^{\circ}\text{C}$
- ◆ Minimum shrink temperature: $+60^{\circ}\text{C}$, Minimum fully recover temperature: $+110^{\circ}\text{C}$
- ◆ Starting melt temperature of solder $+125^{\circ}\text{C}$, fully melt temperature of solder: $+150^{\circ}\text{C}$
- ◆ Color: White, Red, Blue, Yellow, White as standard, other colors are available on request

Product Dimensions (mm)

Part Number	Product Dimensions		Wire Dimensions(mm)			Cable Size	Standard Color
	A(Min)	L(Max)	B(Min)	B(Max) C(Max)	C(Min)	AWG(mm ²)	
BH-STG-01	1.7	26	1	1.7	0.76	26 ~ 24(0.25 ~ 0.34)	White
BH-STG-02	2.7	40	1.4	2.7	1.2	22 ~ 18(0.5 ~ 1.0)	Red
BH-STG-03	4.5	40	2.3	4.5	2	16 ~ 14(1.5 ~ 2.5)	Blue
BH-STG-04	6	40	3.7	6	3.4	12 ~ 10(4.0 ~ 6.0)	Yellow
BH-STG-05	11.5	35	5.8	11.5	5.5	10 ~ 6(6.0 ~ 14.0)	Blue
BH-STG-06	13	44	6.8	13	6.5	8 ~ 4(8.0 ~ 22.0)	Blue



1. Heat shrinkable tubing
2. Low temperature solder ring
3. Waterproof hot melt adhesive

BH-STC

Solder ring shield terminator

Features/Applications:

BH-STC solder ring shield terminator, one piece design used for shield to ground termination. KYNAR transparent sleeve provides insulation, inspection, strain relief and is waterproof. Preinstalled ground leads and prefluxed solder perform provides a perfectly soldered, strain-relieved and environmentally protected termination.

- ◆ Shrink ratio 2:1
- ◆ Waterproof wiring splices, abrasion and chemical corrosion resistance
- ◆ Transparent tubing provides precise inspection, easy control soldering process
- ◆ Operating temperature range: $-55^{\circ}\text{C} \sim +150^{\circ}\text{C}$
- ◆ Starting melt temperature of solder $+140^{\circ}\text{C}$, fully melt temperature of solder: $+170^{\circ}\text{C}$
- ◆ Color: Clear as standard, other colors are available on request

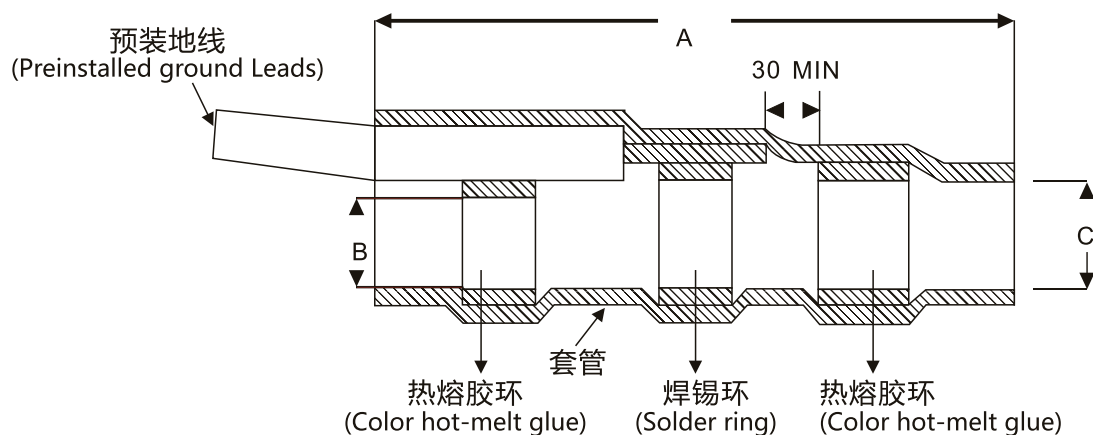


Technical Data

Property	Typical Data
Voltage drop	$\leq 2.5\text{mV}$
Tensile strength	Exceeds strength of ground lead
Dielectric voltage withstand	$\geq 2.0\text{KV}$
Operation temperature range	$-55^{\circ}\text{C} \sim +150^{\circ}\text{C}$
Isolation resistivity	$100,000\text{ m}\Omega$
Flammability	Self extinguish in 5 seconds
Fluid resistance	$23^{\circ}\text{C}, 24\text{ Hrs}$, Isolation strength $\geq 2.0\text{KV}$

Product Dimensions (mm)

BH-SRT-N					
Part No.	Product Size(mm)			Cable size(mm)	
	A(± 0.07)	B(Min.)	C(Min.)	Jacket Dia. (min.)	Shield Dia. (min.)
BH-STC-01	16.5	1.9	2.7	1.9	0.9
BH-STC-02	16.5	2.7	3.7	2.7	1.4
BH-STC-03	16.5	4.3	5.1	4.3	2.2
BH-STC-04	19.1	6	6.5	6	3.3
BH-STC-05	19.1	7	7.6	7	4.3



BH-SRT

Silicon rubber and fiberglass braided tubing

Features/Applications:

BH-SRT silicon rubber and fiberglass braided tubing general
Insulating protection for various household appliances, light
fitting, machines , electronic instruments, etc.

- ◆ Two types:
 - SRT-N Inner fiberglass outside braided silicone rubber
 - SRT-W Inner silicone rubber outside fiberglass braided
- ◆ Good flexibility, arc resistance, corona-resistant
- ◆ Operating temperature range: $-60^{\circ}\text{C} \sim +200^{\circ}\text{C}$
- ◆ RoHS Compliant
- ◆ Color: White as standard, other colors are available on request



Technical Data

Property	Test Method	Typical Data
Dielectric strength (kV/mm)	IEC243	≥ 18
Volume resistance ($\Omega \cdot \text{Cm}$)	IEC93	$\geq 1 \times 10^{14} \Omega \cdot \text{cm}$
Tensile strength (Mpa)	ASTM D412	$\geq 4 \text{ Mpa}$
Elongation	ASTM D412	≥ 201
Flammability (White color only)	ISO 1210	FV-1

Product Dimensions (mm)

BH-SRT-N					
I.D (mm)	I.D tolerance (mm)	Average Wall Thickness (mm)			Package (M/Spool)
		1500V, 2500V	4000V	7000V	
1.0	1.0 ± 0.20	0.20 ± 0.05	0.40 ± 0.05	0.45 ± 0.05	100
2.0	2.0 ± 0.20	0.20 ± 0.05	0.40 ± 0.05	0.45 ± 0.05	100
3.0	3.0 ± 0.25	0.23 ± 0.05	0.40 ± 0.05	0.50 ± 0.05	100
4.0	4.0 ± 0.25	0.23 ± 0.05	0.45 ± 0.05	0.55 ± 0.05	100
5.0	5.0 ± 0.35	0.30 ± 0.05	0.45 ± 0.05	0.55 ± 0.05	100
6.0	6.0 ± 0.35	0.30 ± 0.05	0.50 ± 0.05	0.60 ± 0.05	100
8.0	8.0 ± 0.50	0.35 ± 0.05	0.50 ± 0.05	0.60 ± 0.05	50
10.0	10.0 ± 0.70	0.43 ± 0.05	0.60 ± 0.05	0.60 ± 0.05	50
12.0	12.0 ± 0.70	0.43 ± 0.05	0.60 ± 0.05	0.60 ± 0.05	30
14.0	14.0 ± 0.70	0.43 ± 0.05	0.60 ± 0.05	0.60 ± 0.05	30
16.0	16.0 ± 0.80	0.43 ± 0.05	0.60 ± 0.05	0.60 ± 0.05	30
18.0	18.0 ± 0.80	0.43 ± 0.05	0.60 ± 0.05	0.60 ± 0.05	30
20.0	20.0 ± 0.80	0.43 ± 0.05	0.60 ± 0.05	0.60 ± 0.05	30
BH-SRT-W					
1.0	1.0 ± 0.15	0.20 ± 0.05	0.40 ± 0.05	0.45 ± 0.05	100
2.0	2.0 ± 0.15	0.20 ± 0.05	0.40 ± 0.05	0.45 ± 0.05	100
3.0	3.0 ± 0.15	0.23 ± 0.05	0.40 ± 0.05	0.50 ± 0.05	100
4.0	4.0 ± 0.15	0.23 ± 0.05	0.45 ± 0.05	0.55 ± 0.05	100
5.0	5.0 ± 0.20	0.30 ± 0.05	0.45 ± 0.05	0.55 ± 0.05	100
6.0	6.0 ± 0.20	0.30 ± 0.05	0.50 ± 0.05	0.60 ± 0.05	100
7.0	7.0 ± 0.20	0.35 ± 0.05	0.50 ± 0.05	0.60 ± 0.05	50
8.0	8.0 ± 0.25	0.35 ± 0.05	0.50 ± 0.05	0.60 ± 0.05	50
9.0	9.0 ± 0.25	0.35 ± 0.05	0.50 ± 0.05	0.60 ± 0.05	50
10.0	10.0 ± 0.25	0.43 ± 0.05	0.60 ± 0.05	0.60 ± 0.05	50

PRODUCT CROSS REFERENCE

FLYPOWER	Raychem	Sumitomo	DSG-Canusa	Alpha	3M	LG
BH-2(Z)	VERSAFIT V2	F2(Z)	DERAY-H			GSHS-1625G
BH-2(CB)	VERSAFIT V4	F3(Z)	DERAY ITW			GSHS-1625GT
BH-2F(Y/G) 2:1	DCPT 2:1	B2(Y/G)	CPX 201	FIT206	GYS	GSHS-1635Y/G
BH-2F(Y/G) 3:1	DCPT 3:1		DERAY IGY			
BH-5(3X,4X)-F	ATUM	W3B2	DERAY IAKT	FIT321	EPS300	
BH-5(3X,4X)	DWP-125					GSHS-4635W
BH-5(3X)-M	SST					
BH-BK	ES-2000	SA2	CBK	FIT421	EPS4000,SMS	GSHS-4635WS
BH-5(2000)	AP-2000	O2				GSHS-2690NW
BH-RA2	MWTM		CFM			LG-PMWT
BH-RA3	WCSM/XCSM		CFW	FIT700		LG-PMWT
BH-FRA2	BSTSFR/SSTFR		FCFW		HDT	
BH-STV	TCS2		CFTV			LG-CATV
BH-RA6X			CFHR	FIT621		
BH-AT	HVTM		DATS/CNIT			
HB-SCT			HSCT			
BH-SC-100		SCR-100	CSCR			
BH-SEC	SSC/ESC		CEC			
BH-150K	RT375/RNF-150	K2				GSHS-1650F
BH-175K	KYNAR,RW-175	K2	CKN-175/DERAY KY175	FIT350		GSHS-1675
BH-DR	DR-25		DERAY V25			
BH-DR(TW)	DR-25-TW		DERAY V25-TW			
BH-200E	VITON	FE3	DERAY VT220	FIT650	VITON	
BH-TFE	TFE		DERAY PTFE			
BH-FSP	SMOUV	FSP-1	CFSP			

Notes: This is a guide only, FLYPOWER products may not be a direct equivalent as listed. Please check with us before ordering.



深圳市邦豪新材料有限公司
FLYPOWER NEW MATERIALS LIMITED

Tel: (+86-755) 2917 9250
Fax: (+86-755) 2917 9251
Website: www.flypower-heatshrink.com
E-mail: info@flypower-heatshrink.com